INTERNATIONAL TELECOMMUNICATION UNION

CCITT

THE INTERNATIONAL
TELEGRAPH AND TELEPHONE
CONSULTATIVE COMMITTEE

X.411

(09/92)

DATA COMMUNICATION NETWORKS

MESSAGE HANDLING SYSTEMS – MESSAGE TRANSFER SYSTEM: ABSTRACT SERVICE DEFINITION AND PROCEDURES

Recommendation X.411

FOREWORD

The CCITT (the International Telegraph and Telephone Consultative Committee) is a permanent organ of the International Telecommunication Union (ITU). CCITT is responsible for studying technical, operating and tariff questions and issuing Recommendations on them with a view to standardizing telecommunications on a worldwide basis.

The Plenary Assembly of CCITT which meets every four years, establishes the topics for study and approves Recommendations prepared by its Study Groups. The approval of Recommendations by the members of CCITT between Plenary Assemblies is covered by the procedure laid down in CCITT Resolution No. 2 (Melbourne, 1988).

Recommendation X.411 was prepared by Study Group VII and was approved under the Resolution No. 2 procedure on the 10th of September1992.

CCITT NOTE

1) In this Recommendation, the expression "Administration" is used for conciseness to indicate both a telecommunication administration and a recognized private operating agency.

2) A list of abbreviations used in this Recommendation can be found in Annex E.

© ITU 1993

All rights reserved. No part of this publication may be reproduced or utilized in any form or by any means, electronic or mechanical, including photocopying and microfilm, without permission in writing from the ITU.

INTRODUCTION

This Recommendation is one of a set of Recommendations defining Message Handling in a distributed open systems environment.

Message Handling provides for the exchange of messages between users on a store-and-forward basis. A message submitted by one user (the *originator*) is transferred through the Message Transfer System (MTS) and delivered to one or more other users (the *recipients*).

The MTS comprises a number of message-transfer-agents (MTAs), which transfer messages and deliver them to their intended recipients.

This Recommendation was developed jointly by CCITT and ISO/IEC. The equivalent ISO/IEC document is ISO/IEC 10021-4:1990 as modified by Technical Corrigenda 1, 2, 3 and 4 and draft Amendment 1.

MESSAGE HANDLING SYSTEMS – MESSAGE TRANSFER SYSTEM: ABSTRACT SERVICE DEFINITION AND PROCEDURES

(revised 1992)

SECTION 1 – INTRODUCTION

1 Scope

This Recommendation defines the abstract-service provided by the MTS (the MTS Abstract Service), and specifies the procedures to be performed by MTAs to ensure the correct distributed operation of the MTS.

CCITT Rec. X.402 | ISO/IEC 10021-2 identifies the other Recommendations|International Standards which define other aspects of Message Handling Systems.

Access to the MTS Abstract Service defined in this Recommendation may be provided by the MTS Access Protocol (P3) defined in CCITT Rec. X.419 | ISO/IEC 10021-6. The distributed operation of the MTS defined in this Recommendation may be provided by the use of the MTS Transfer Protocol (P1) also defined in CCITT Rec. X.419 | ISO/IEC 10021-6.

Section 2 defines the MTS Abstract Service. Clause 6 describes the Message Transfer System Model. Clause 7 provides an overview of the MTS Abstract Service. Clause 8 defines the semantics of the parameters of the MTS Abstract Service. Clause 9 defines the abstract-syntax of the MTS Abstract Service.

Section 3 defines the MTA Abstract Service. Clause 10 refines the model of the MTS, first presented in clause 6, to show that the MTS comprises a number of MTAs that interwork with one another to provide the MTS Abstract Service. Clause 11 provides an overview of the MTA Abstract Service. Clause 12 defines the semantics of the parameters of the MTA Abstract Service. Clause 13 defines the abstract-syntax of the MTA Abstract Service.

Section 4 specifies the procedures performed by MTAs to ensure the correct distributed operation of the MTS.

Annex A provides a reference definition of the MTS object identifiers cited in the ASN.1 modules in the body of this Recommendation.

Annex B provides a reference definition of the upper bounds of the size constraints imposed upon variable length data types defined in ASN.1 modules in the body of this Recommendation.

Annex C identifies the technical differences between the ISO/IEC and CCITT versions of CCITT Recommendation X.411 (1992) and ISO/IEC 10021-4 as modified by Technical Corrigenda 1-4 and Amendment 1.

Annex D provides an index to the definitions of the MTS parameters.

2 Normative references

The following CCITT Recommendations and International Standards contain provisions which, through reference in this text, constitute provisions of this Recommendation. At the time of publication, the editions indicated were valid. All Recommendations and Standards are subject to revision, and parties to agreements based on this Recommendation are encouraged to investigate the possibility of applying the most recent editions of the Recommendations and Standards listed below. Members of ISO and IEC maintain registers of currently valid International Standards. The CCITT Secretariat maintains a list of currently valid CCITT Recommendations.

2.1 *Open Systems Interconnection*

This Recommendation cites the following OSI specifications:

– CCITT Recommendation X.208 (1988), *Specification of Abstract Syntax Notation One (ASN.1)*.

ISO/IEC 8824:1990, *Information technology – Open Systems Interconnection – Specification of Abstract Syntax Notation One (ASN.1)*.

2.2 *Message Handling Systems*

This Recommendation cites the following Message Handling System specifications:

– CCITT Recommendation X.400 (1992), *Message handling systems: System and service overview*.

ISO/IEC 10021-1:1990, *Information technology – Text communication – Message-Oriented Text Interchange Systems (MOTIS) – Part 1: System and service overview*.

ISO/IEC 10021-1:1990/Cor. 1:1991, *Information technology – Text communication – Message-Oriented Text Interchange Systems (MOTIS) – Part 1: System and service overview – Technical Corrigendum 1*.

ISO/IEC 10021-1:1990/Cor. 2:1991, *Information technology – Text communication – Message-Oriented Text Interchange Systems (MOTIS) – Part 1: System and service overview – Technical Corrigendum 2*.

ISO/IEC 10021-1:1990/Cor. 3:1992, *Information technology – Text communication – Message-Oriented Text Interchange Systems (MOTIS) – Part 1: System and service overview – Technical Corrigendum 3*.

ISO/IEC 10021-1:1990/Cor. 4:1992, *Information technology – Text communication – Message-Oriented Text Interchange Systems (MOTIS) – Part 1: System and service overview – Technical Corrigendum 4*.

– CCITT Recommendation X.402 (1992), *Message handling systems: Overall architecture*.

ISO/IEC 10021-2:1990, *Information technology – Text communication – Message-Oriented Text Interchange Systems (MOTIS) – Part 2: Overall architecture*.

ISO/IEC 10021-2:1990/Cor. 1:1991, *Information technology – Text communication – Message-Oriented Text Interchange Systems (MOTIS) – Part 2: Overall architecture – Technical Corrigendum 1*.

ISO/IEC 10021-2:1990/Cor. 2:1991, *Information technology – Text communication – Message-Oriented Text Interchange Systems (MOTIS) – Part 2: Overall architecture – Technical Corrigendum 2*.

ISO/IEC 10021-2:1990/Cor. 3:1992, *Information technology – Text communication – Message-Oriented Text Interchange Systems (MOTIS) – Part 2: Overall architecture – Technical Corrigendum 3*.

ISO/IEC 10021-2:1990/Cor. 4:1992, *Information technology – Text communication – Message-Oriented Text Interchange Systems (MOTIS) – Part 2: Overall architecture – Technical Corrigendum 4*.

ISO/IEC 10021-2:1990/Amd. 1:1993, *Information technology – Text communication – Message-Oriented Text Interchange Systems (MOTIS) – Part 2: Overall architecture – Amendment 1: Representation of O/R Addresses for Human Usage*.

ISO/IEC 10021-2:1990/Amd. 2:1993, *Information technology – Text communication – Message-Oriented Text Interchange Systems (MOTIS) – Part 2: Overall architecture – Amendment 2: Minor Enhancements*.

– CCITT Recommendation X.407 (1988), *Message handling systems: Abstract service definition conventions.*

ISO/IEC 10021-3:1990, *Information technology – Text communication – Message-Oriented Text Interchange Systems (MOTIS) – Part 3: Abstract service definition conventions*.

ISO/IEC 10021-3:1990/Cor. 1:1992, *Information technology – Text communication – Message-Oriented Text Interchange Systems (MOTIS) – Part 3: Abstract service definition conventions – Technical Corrigendum 1*.

– CCITT Recommendation X.413 (1992), *Message handling systems: Message store: Abstract service definition*.

ISO/IEC 10021-5:1990, *Information technology – Text communication – Message-Oriented Text Interchange Systems (MOTIS) – Part 5: Message store: Abstract service definition*.

ISO/IEC 10021-5:1990/Cor. 1:1991, *Information technology – Text communication – Message-Oriented Text Interchange Systems (MOTIS) – Part 5: Message store: Abstract service definition – Technical Corrigendum 1*.

ISO/IEC 10021-5:1990/Cor. 2:1991, *Information technology – Text communication – Message-Oriented Text Interchange Systems (MOTIS) – Part 5: Message store: Abstract service definition – Technical Corrigendum 2*.

ISO/IEC 10021-5:1990/Cor. 3:1992, *Information technology – Text communication – Message-Oriented Text Interchange Systems (MOTIS) – Part 5: Message store: Abstract service definition – Technical Corrigendum 3*.

ISO/IEC 10021-5:1990/Cor. 4:1992, *Information technology – Text communication – Message-Oriented Text Interchange Systems (MOTIS) – Part 5: Message store: Abstract service definition – Technical Corrigendum 4*.

– CCITT Recommendation X.419 (1992), *Message handling systems: Protocol specifications*.

ISO/IEC 10021-6:1990, *Information technology – Text communication – Message-Oriented Text Interchange Systems (MOTIS) – Part 6: Protocol specifications*.

ISO/IEC 10021-6:1990/Cor. 1:1991, *Information technology – Text communication – Message-Oriented Text Interchange Systems (MOTIS) – Part 6: Protocol specifications – Technical Corrigendum 1*.

ISO/IEC 10021-6:1990/Cor. 2:1991, *Information technology – Text communication – Message-Oriented Text Interchange Systems (MOTIS) – Part 6: Protocol specifications – Technical Corrigendum 2*.

ISO/IEC 10021-6:1990/Cor. 3:1992, *Information technology – Text communication – Message-Oriented Text Interchange Systems (MOTIS) – Part 6: Protocol specifications – Technical Corrigendum 3*.

ISO/IEC 10021-6:1990/Cor. 4:1992, *Information technology – Text communication – Message-Oriented Text Interchange Systems (MOTIS) – Part 6: Protocol specifications – Technical Corrigendum 4*.

– CCITT Recommendation X.420 (1992), *Message handling systems: Interpersonal messaging system*.

ISO/IEC 10021-7:1990, *Information technology – Text communication – Message-Oriented Text Interchange Systems (MOTIS) – Part 7: Interpersonal messaging system*.

ISO/IEC 10021-7:1990/Cor. 1:1991, *Information technology – Text communication – Message-Oriented Text Interchange Systems (MOTIS) – Part 7: Interpersonal messaging system – Technical Corrigendum 1*.

ISO/IEC 10021-7:1990/Cor. 2:1991, *Information technology – Text communication – Message-Oriented Text Interchange Systems (MOTIS) – Part 7: Interpersonal messaging system – Technical Corrigendum 2*.

ISO/IEC 10021-7:1990/Cor. 3:1992, *Information technology – Text communication – Message-Oriented Text Interchange Systems (MOTIS) – Part 7: Interpersonal messaging system – Technical Corrigendum 3*.

ISO/IEC 10021-7:1990/Cor. 4:1992, *Information technology – Text communication – Message-Oriented Text Interchange Systems (MOTIS) – Part 7: Interpersonal messaging system – Technical Corrigendum 4*.

ISO/IEC 10021-7:1990/Amd. 1:1992, *Information technology – Text communication – Message-Oriented Text Interchange Systems (MOTIS) – Part 7: Interpersonal messaging system – Amendment 1: Minor Enhancements.*

– CCITT Recommendation X.408 (1988), *Message handling systems: Encoded information type conversion rules*.

2.3 *Directory Systems*

This Recommendation cites the following Directory System specifications:

– CCITT Recommendation X.500 (1988), *The Directory – Overview of concepts, models, and services*.

ISO/IEC 9594-1:1990, *Information technology – Open Systems Interconnection – The Directory – Part 1: Overview of concepts, models, and services*.

– CCITT Recommendation X.501 (1988), *The Directory – Models*.

ISO/IEC 9594-2:1990, *Information technology – Open Systems Interconnection – The Directory – Part 2: Models*.

– CCITT Recommendation X.509 (1988), *The Directory – Authentication framework*.

ISO/IEC 9594-8:1990, *Information technology – Open Systems Interconnection – The Directory – Part 8: Authentication framework*.

– CCITT Recommendation X.511 (1988), *The Directory – Abstract service definition*.

ISO/IEC 9594-3:1990, *Information technology – Open Systems Interconnection – The Directory – Part 3: Abstract service definition*.

– CCITT Recommendation X.518 (1988), *The Directory – Procedures for distributed operation*.

ISO/IEC 9594-4:1990, *Information technology – Open Systems Interconnection – The Directory – Part 4: Procedures for distributed operation*.

– CCITT Recommendation X.519 (1988), *The Directory – Protocol specifications*.

ISO/IEC 9594-5:1990, *Information technology – Open Systems Interconnection – The Directory – Part 5: Protocol specifications*.

– CCITT Recommendation X.520 (1988), *The Directory – Selected attribute types*.

ISO/IEC 9594-6:1990, *Information technology – Open Systems Interconnection – The Directory – Part 6: Selected attribute types*.

– CCITT Recommendation X.521 (1988), *The Directory – Selected object classes*.

ISO/IEC 9594-7:1990, *Information technology – Open Systems Interconnection – The Directory – Part 7: Selected object classes*.

2.4 *Country Codes*

This Recommendation cites the following Country Code specification:

ISO 3166:1988, *Codes for the representation of names of countries*.

– CCITT Recommendation X.121 (1988), *International numbering plan for public data networks*.

3 Definitions

Definitions are given in Recommendation X.402.

4 Abbreviations

Abbreviations are listed in Annex E.

5 Conventions

This Recommendation uses the descriptive conventions described below.

5.1 *Terms*

Throughout this Recommendation the words of defined terms and the names and values of the parameters of the MTS Abstract Service and the MTA Abstract Service, unless they are proper names, begin with a lower-case letter and are linked by a hyphen thus: defined-term. Proper names begin with an upper-case letter and are not linked by a hyphen thus: Proper Name. In clauses 8 and 12, the names and values of the parameters of the MTS Abstract Service and the MTA Abstract Service are printed in **bold**.

5.2 *Presence of Parameters*

In the tables of parameters in clauses 8 and 12, the presence of each parameter is qualified as follows:

a) *Mandatory (M):* A mandatory parameter shall always be present.

b) *Optional (O):* An optional argument shall be present at the discretion of the invoker of the abstract-operation; an optional result shall be present at the discretion of the performer of the abstract-operation.

c) *Conditional (C):* A conditional parameter shall be present as defined by this Recommendation.

Where a conditional parameter shall be present due to some action on the message, probe or report by the MTS, this is explicitly defined. The presence of other conditional parameters is dependent on the presence of those parameters in other abstract-operations (for example, the presence of a conditional argument of the Message-transfer abstract-operation is dependent on the presence of the same optional argument in the related Message-submission abstract-operation).

5.3 *Abstract Syntax Definitions*

This Recommendation defines the abstract-syntax of the MTS Abstract Service and the MTA Abstract Service using the abstract syntax notation (ASN.1) defined in CCITT Rec. X.208 | ISO/IEC 8824, and the abstract service definition conventions defined in CCITT Rec. X.407 | ISO/IEC 10021-3.

Where there are changes implied to the protocols defined in CCITT Recommendation X.411 (1988), these are highlighted in the abstract syntax definitions by means of underlining.

SECTION 2 – MESSAGE TRANSFER SYSTEM ABSTRACT SERVICE

6 Message Transfer System Model

Message Handling provides for the exchange of messages between users on a store-and-forward basis. A message submitted by one user (the *originator*) is transferred through the Message Transfer System (MTS) and delivered to one or more other users (the *recipients*).

The MTS is described using an abstract model in order to define the services provided by the MTS as a whole – the MTS Abstract Service.

The MTS is modelled as an *object*, whose overall behaviour can be described without reference to its internal structure. The services provided by the MTS object are made available at *ports*. A type of port represents a particular view of the services provided by the MTS object.

A user of the MTS is also modelled as an object, which obtains the services provided by the MTS through a port which is *paired* with an MTS port of the same type.

A type of port corresponds to a set of *abstract-operations* which can occur at the port; those which can be performed by the MTS object (invoked by the MTS-user object), and those which can be invoked by the MTS object (performed by the MTS-user object).

A port may be symmetrical, in which case the set of operations performed by the MTS object may also be invoked by the MTS object, and vice versa. Otherwise, the port is asymmetrical, in which case the object is said to be the *supplier* or *consumer* with respect to the type of port. The terms *supplier* and *consumer* are used only to distinguish between the roles of a pair of ports in invoking or performing operations. The assignment of the terms is usually intuitive when one object is providing a service used by another object; the service object (e.g. the MTS) is usually regarded as being the *supplier*, and the user object (e.g. an MTS-user object) is usually regarded as being the *consumer*.

Before objects can invoke operations on one another, they must be bound into an abstract *association*. The binding of an association between objects establishes a relationship between the objects which lasts until the association is released. An association is always released by the initiator of the association. The binding of an association establishes the *credentials* of the objects to interact, and the *application-context* and *security-context* of the association. The *application-context* of an association may be one or more types of port paired between the two objects.

The model presented is abstract. That is, it is not always possible for an outside observer to identify the boundaries between objects, or to decide on the moment or the means by which operations occur. However, in some cases the abstract model will be *realized*. For example, a pair of objects which communicate through paired ports may be located in different open systems. In this case, the boundary between the objects is visible, the ports are exposed, and the operations may be supported by instances of OSI communication.

The MTS object supports ports of three different types: a *submission-port*, a *delivery-port* and an *administration-port*.

A submission-port enables an MTS-user to submit messages to the MTS for transfer and delivery to one or more recipient MTS-users, and to probe the ability of the MTS to deliver a subject-message.

A delivery-port enables an MTS-user to accept delivery of messages from the MTS, and to accept reports on the delivery or non-delivery of messages and probes.

An administration-port enables an MTS-user to change long term parameters held by the MTS associated with message delivery, and enables either the MTS or the MTS-user to change their *credentials* with one another.

A message submitted by one MTS-user via a submission-port will normally be delivered to one or more recipient MTS-users via delivery-ports. The originating MTS-user may elect to be notified of the delivery or non-delivery of a message via its delivery-port.

Figure 1/X.411 models the Message Transfer System (MTS).

Clause 7 provides an overview of the MTS Abstract Service.

7 Message Transfer System Abstract Service Overview

This Recommendation defines the following services that comprise the MTS Abstract Service:

MTS Bind and Unbind:

a) MTS-bind;

b) MTS-unbind.

Submission Port Abstract Operations:

c) Message-submission;

d) Probe-submission;

e) Cancel-deferred-delivery;

f) Submission-control.

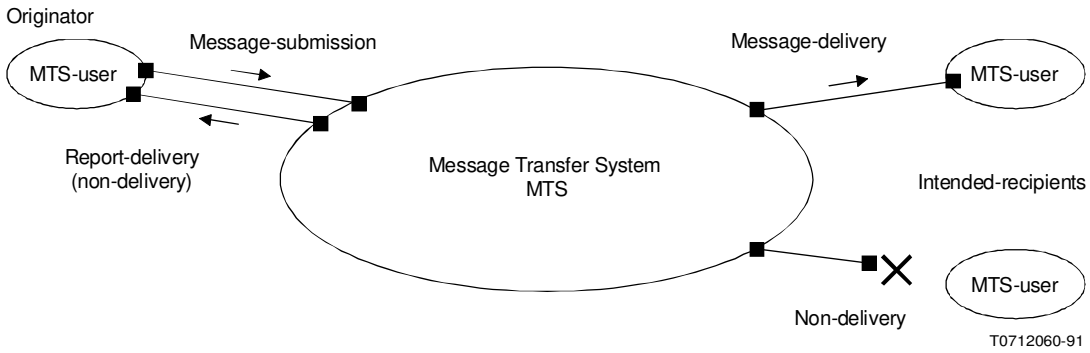

FIGURE 1/X.411

Message Transfer System Model

Delivery Port Abstract Operations:

g) Message-delivery;

h) Report-delivery;

i) Delivery-control.

Administration Port Abstract Operations:

j) Register;

k) Change-credentials.

7.1 *MTS Bind and Unbind*

The **MTS-bind** enables either the MTS-user to establish an association with the MTS, or the MTS to establish an association with the MTS-user. Abstract-operations other than MTS-bind can only be invoked in the context of an established association.

The **MTS-unbind** enables the release of an established association by the initiator of the association.

7.2 *Submission Port*

The **Message-submission** abstract-operation enables an MTS-user to submit a message to the MTS for transfer and delivery to one or more recipient MTS-users.

The **Probe-submission** abstract-operation enables an MTS-user to submit a probe in order to determine whether or not a message could be transferred and delivered to one or more recipient MTS-users if it were to be submitted.

The **Cancel-deferred-delivery** abstract-operation enables an MTS-user to request cancellation of a message previously submitted (for deferred-delivery) by invocation of the Message-submission abstract-operation.

The **Submission-control** abstract-operation enables the MTS to constrain the use of the submission-port abstract-operations by the MTS-user.

The **Message-submission** and **Probe-submission** abstract-operations may cause subsequent invocation of the Report-delivery abstract-operation by the MTS.

7.3 *Delivery Port*

The **Message-delivery** abstract-operation enables the MTS to deliver a message to an MTS-user.

The **Report-delivery** abstract-operation enables the MTS to acknowledge to the MTS-user the outcome of a previous invocation of the Message-submission or Probe-submission abstract-operations. For the Message-submission abstract-operation, the Report-delivery abstract-operation indicates the delivery or non-delivery of the submitted message. For the Probe-submission abstract-operation, the Report-delivery abstract-operation indicates whether or not a message could be delivered if it were to be submitted. The Report-delivery abstract-operation may also convey a notification of physical-delivery by a PDS.

The **Delivery-control** abstract-operation enables an MTS-user to constrain the use of the delivery-port abstract-operations by the MTS.

7.4 *Administration Port*

The **Register** abstract-operation enables an MTS-user to change long term parameters of the MTS-user held by the MTS, associated with message delivery.

The **Change-credentials** abstract-operation enables either an MTS-user to change it's **credentials** with the MTS, or the MTS to change it's **credentials** with the MTS-user.

8 Message Transfer System Abstract Service Definition

This clause defines the semantics of the parameters of the MTS Abstract Service.

Subclause 8.1 defines the MTS-bind and MTS-unbind. Sublause 8.2 defines the submission-port. Subclause 8.3 defines the delivery-port. Subclause 8.4 defines the administration-port. Subclause 8.5 defines some common parameter types.

The abstract-syntax of the MTS Abstract Service is defined in clause 9.

8.1 *MTS-bind and MTS-unbind*

This subclause defines the MTS-bind and MTS-unbind used to establish and release associations between an MTS-user and the MTS.

8.1.1 *Abstract-bind and Abstract-unbind*

This subclause defines the following abstract-bind and abstract-unbind operations:

a) MTS-bind;

b) MTS-unbind.

8.1.1.1 *MTS-bind*

The MTS-bind enables an MTS-user to establish an association with the MTS, or the MTS to establish an association with an MTS-user.

The MTS-bind establishes the **credentials** of an MTS-user and the MTS to interact, and the **application-context** and **security-context** of the association. An association can only be released by the initiator of that association (using MTS-unbind).

Abstract-operations other than MTS-bind can only be invoked in the context of an established association.

The successful completion of the MTS-bind signifies the establishment of an association.

The disruption of the MTS-bind by a bind-error indicates that an association has not been established.

8.1.1.1.1 *Arguments*

Table 1/X.411 lists the arguments of the MTS-bind, and for each argument qualifies its presence and indicates the clause in which the argument is defined.

TABLE 1/X.411

MTS-bind Arguments

Argument	Presence	Clause
Bind Arguments		
Initiator-name	M	8.1.1.1.1.1
Initiator-credentials	M	8.1.1.1.1.2
Security-context	O	8.1.1.1.1.3
Messages-waiting	O	8.1.1.1.1.4

8.1.1.1.1.1 *Initiator-name*

This argument contains a name for the initiator of the association. It shall be generated by the initiator of the association.

If the initiator is an MTS-user, the name is the **OR-name** of the MTS-user, which is registered with the MTS (see 8.4.1.1.1.1). The **initiator-name** shall contain the **OR-address**, and may optionally also contain the **directory-name**, of the MTS-user (**OR-address-and-optional-directory-name**). The **initiator-name** shall also indicate whether the initiator is a UA or an MS.

If the initiator is the MTS (or an MTA – see clause 11), the name is an **MTA-name**, which is known to the MTS-user.

8.1.1.1.1.2 *Initiator-credentials*

This argument contains the **credentials** of the initiator of the association. It shall be generated by the initiator of the association.

The **initiator-credentials** may be used by the responder to authenticate the identity of the initiator (see CCITT Rec. X.509 | ISO/IEC 9594-8).

If only simple-authentication is used, the **initiator-credentials** comprise a simple **password** associated with the **initiator-name**.

If strong-authentication is used, the **initiator-credentials** comprise an **initiator-bind-token** and, optionally, an **initiator-certificate**.

The **initiator-bind-token** is a **token** generated by the initiator of the association. If the **initiator-bind-token** is an **asymmetric-token**, the **signed-data** comprises a **random-number**. The **encrypted-data** of an **asymmetric-token** may be used to convey secret security-relevant information (e.g. one or more symmetric-encryption-keys) used to secure the association, or may be absent from the **initiator-bind-token**.

Symmetric algorithms may be used within the above **asymmetric-token** (see 8.5.8).

The **initiator-certificate** is a **certificate** of the initiator of the association, generated by a trusted source (e.g. a certification-authority). It may be supplied by the initiator of the association, if the **initiator-bind-token** is an **asymmetric-token**. The **initiator-certificate** may be used to convey a verified copy of the public-asymmetric-encryption-key (**subject-public-key**) of the initiator of the association. The initiator's public-asymmetric-encryption-key may be used by the responder to validate the **initiator-bind-token** and to compute **encrypted-data** in the **responder-bind-token**. If the responder is known to have, or have access to, the initiator's **certificate** (e.g. via the Change-credentials abstract-operation, or via the Directory), the **initiator-certificate** may be omitted.

8.1.1.1.1.3 *Security-context*

This argument identifies the **security-context** that the initiator of the association proposes to operate at. It may be generated by the initiator of the association.

The **security-context** comprises one or more **security-labels** that define the sensitivity of interactions that may occur between the MTS-user and the MTS for the duration of the association, in line with the security-policy in force. The **security-context** shall be one that is allowed by the registered **user-security-labels** of the MTS-user and by the **security-labels** associated with the MTA of the MTS.

Once established, the **security-context** of the submission-port and delivery-port can be temporarily restricted using the Submission-control (see 8.2.1.4.5) and Delivery-control (see 8.3.1.3.1.7) abstract-operations, respectively.

If **security-contexts** are not established between the MTS-user and the MTS, the sensitivity of interactions that may occur between the MTS-user and the MTS may be at the discretion of the invoker of an abstract-operation.

8.1.1.1.1.4 *Messages-waiting*

This argument indicates the number of messages and total number of octets waiting to be delivered by the MTS to the MTS-user, for each **priority**. It may be generated by the initiator of the association.

This argument shall only be present when the MTS is initiating an association with an MTS-user, and when the MTS-user subscribes to the Hold for Delivery element-of-service (defined in CCITT Rec. X.400 | ISO/IEC 10021-1).

8.1.1.1.2 *Results*

Table 2/X.411 lists the results of the MTS-bind, and for each result qualifies its presence and indicates the clause in which the result is defined.

8.1.1.1.2.1 *Responder-name*

This argument contains a name for the responder of the association. It shall be generated by the responder of the association.

If the responder is an MTS-user, the name is the **OR-name** of the MTS-user, which is registered with the MTS (see 8.4.1.1.1.1). The **responder-name** shall contain the **OR-address**, and may optionally also contain the **directory-name**, of the MTS-user (**OR-address-and-optional-directory-name**). The **responder-name** shall also indicate whether the responder is a UA or an MS.

TABLE 2/X.411

MTS-bind Results

Result	Presence	Clause
*Bind Result*s		
Responder-name	M	8.1.1.1.2.1
Responder-credentials	M	8.1.1.1.2.2
Messages-waiting	O	8.1.1.1.2.3

If the responder is the MTS (or an MTA – see 11), the name is an **MTA-name**, which is known to the MTS-user.

8.1.1.1.2.2 *Responder-credentials*

This argument contains the **credentials** of the responder of the association. It shall be generated by the responder of the association.

The **responder-credentials** may be used by the initiator to authenticate the identity of the responder (see CCITT Rec. X.509 | ISO/IEC 9594-8).

If only simple-authentication is used, the **responder-credentials** comprise a simple **password** associated with the **responder-name**.

If strong-authentication is used, the **responder-credentials** comprise a **responder-bind-token**. The **responder-bind-token** is a **token** generated by the responder of the association. The **responder-bind-token** shall be the same type of **token** as the **initiator-bind-token**. If the **responder-bind-token** is an **asymmetric-token**, the **signed-data** comprises a **random-number** (which may be related to the **random-number** supplied in the **initiator-bind-token**). The **encrypted-data** of an **asymmetric-token** may be used to convey secret security-relevant information (e.g. one or more symmetric-encryption-keys) used to secure the association, or may be absent from the **responder-bind-token**.

Symmetric algorithms may be used within the above **asymmetric-token** (see 8.5.8).

8.1.1.1.2.3 *Messages-waiting*

This argument indicates the number of messages and total number of octets waiting to be delivered by the MTS to the MTS-user, for each **priority**. It may be generated by the responder of the association.

This argument shall only be present when the MTS is responding to an association initiated by an MTS-user, and when the MTS-user subscribes to the Hold for Delivery element-of-service (defined in CCITT Rec. X.400 | ISO/IEC 10021-1).

8.1.1.1.3 *Bind-errors*

The bind-errors that may disrupt the MTS-bind are defined in 8.1.2.

8.1.1.2 *MTS-unbind*

The MTS-unbind enables the release of an established association by the initiator of the association.

8.1.1.2.1 *Arguments*

The MTS-unbind has no arguments.

8.1.1.2.2 *Results*

The MTS-unbind returns an empty result as indication of release of the association.

8.1.1.2.3 *Unbind-errors*

There are no unbind-errors that may disrupt the MTS-unbind.

8.1.2 *Bind-errors*

This clause defines the following bind-errors:

a) Authentication-error;

b) Busy;

c) Unacceptable-dialogue-mode;

d) Unacceptable-security-context.

8.1.2.1 *Authentication-error*

The Authentication-error bind-error reports that an association cannot be established due to an authentication error; the initiator's **credentials** are not acceptable or are improperly specified.

The Authentication-error bind-error has no parameters.

8.1.2.2 *Busy*

The Busy bind-error reports that an association cannot be established because the responder is busy.

The Busy bind-error has no parameters.

8.1.2.3 *Unacceptable-dialogue-mode*

The Unacceptable-dialogue-mode bind-error reports that the dialogue-mode proposed by the initiator of the association is unacceptable to the responder (see CCITT Rec. X.419 | ISO/IEC 10021-6).

The Unacceptable-dialogue-mode bind-error has no parameters.

8.1.2.4 *Unacceptable-security-context*

The Unacceptable-security-context bind-error reports that the **security-context** proposed by the initiator of the association is unacceptable to the responder.

The Unacceptable-security-context bind-error has no parameters.

8.2 *Submission Port*

This subclause defines the abstract-operations and abstract-errors which occur at a submission-port.

8.2.1 *Abstract-operations*

This subclause defines the following submission-port abstract-operations:

a) Message-submission;

b) Probe-submission;

c) Cancel-deferred-delivery;

d) Submission-control.

8.2.1.1 *Message-submission*

The Message-submission abstract-operation enables an MTS-user to submit a message to the MTS for transfer and delivery to one or more recipient MTS-users.

The successful completion of the abstract-operation signifies that the MTS has accepted responsibility for the message (but not that it has yet delivered it to its intended recipients).

The disruption of the abstract-operation by an abstract-error indicates that the MTS cannot assume responsibility for the message.

8.2.1.1.1 *Arguments*

Table 3/X.411 lists the arguments of the Message-submission abstract-operation, and for each argument qualifies its presence and identifies the clause in which the argument is defined.

8.2.1.1.1.1 *Originator-name*

The **originator-name** contains the **OR-name** of an individual originator, i.e. it shall not contain the **OR-name** of a DL. It shall be generated by the originating MTS-user.

If **OR-address** is not included in **originator-name** on submission it shall be inserted by the originating MTA. The **originator-name** shall remain unchanged in the subsequent progress of the submitted message through the MTS. Where security arguments use the **originator-name**, its **OR-address** shall be generated by the originating MTS-user.

8.2.1.1.1.2 *Recipient-name*

This argument contains the **OR-name** of a recipient of the message. It shall be generated by the originator of the message. A value of this argument shall be specified for each recipient of the message.

The **recipient-name** contains the **OR-name** of an individual recipient or DL.

8.2.1.1.1.3 *Alternate-recipient-allowed*

This argument indicates whether the message may be delivered to an alternate-recipient assigned by the recipient-MD, if the specified **recipient-name** does not identify an MTS-user. It may be generated by the originator of the message.

This argument may have one of the following values: **alternate-recipient-allowed** or **alternate-recipient-prohibited**.

If this argument has the value **alternate-recipient-allowed** and the **recipient-name** (specified by the originator of the message, or added by DL-expansion, or substituted by redirection to the **recipient-assigned-alternate-recipient** or to the **originator-requested-alternate-recipient**, or present by any combination of redirection and expansion) does not identify an MTS-user, the message may be redirected to an alternate-recipient assigned by the recipient-MD to receive such messages. If no such alternate-recipient has been assigned by the recipient-MD, or if this argument has the value **alternate-recipient-prohibited**, a non-delivery report shall be generated.

In the absence of this argument, the default **alternate-recipient-prohibited** shall be assumed.

8.2.1.1.1.4 *Recipient-reassignment-prohibited*

This argument indicates whether the message may be reassigned to a **recipient-assigned-alternate-recipient** registered by the intended-recipient. It may be generated by the originator of the message.

This argument may have one of the following values: **recipient-reassignment-prohibited** or **recipient-reassignment-allowed**.

TABLE 3/X.411

Message-submission Arguments

Argument	Presence	Clause
Originator Argument		
Originator-name	M	8.2.1.1.1.1
Recipient Arguments		
Recipient-name	M	8.2.1.1.1.2
Alternate-recipient-allowed	O	8.2.1.1.1.3
Recipient-reassignment-prohibited	O	8.2.1.1.1.4
Originator-requested-alternate-recipient	O	8.2.1.1.1.5
DL-expansion-prohibited	O	8.2.1.1.1.6
Disclosure-of-other-recipients	O	8.2.1.1.1.7
Priority Argument		
Priority	O	8.2.1.1.1.8
Conversion Arguments		
Implicit-conversion-prohibited	O	8.2.1.1.1.9
Coonversion-with-loss-prohibited	O	8.2.1.1.1.10
Explicit-conversion	O	8.2.1.1.1.11
Delivery Time Arguments		
Deferred-delivery-time	O	8.2.1.1.1.12
Latest-delivery-time	O	8.2.1.1.1.13
Delivery Method Argument		
Requested-delivery-method	O	8.2.1.1.1.14
Physical Delivery Arguments		
Physical-forwarding-prohibited	O	8.2.1.1.1.15
Physical-forwarding-address-request	O	8.2.1.1.1.16
Physical-delivery-modes	O	8.2.1.1.1.17
Registered-mail-type	O	8.2.1.1.1.18
Recipient-number-for-advice	O	8.2.1.1.1.19
Physical-rendition-attributes	O	8.2.1.1.1.20
Originator-return-address	O	8.2.1.1.1.21
Report Request Arguments		
Originator-report-request	M	8.2.1.1.1.22
Content-return-request	O	8.2.1.1.1.23
Physical-delivery-report-request	O	8.2.1.1.1.24
Security Arguments		
Originator-certificate	O	8.2.1.1.1.25
Message-token	O	8.2.1.1.1.26
Content-confidentiality-algorithm-identifier	O	8.2.1.1.1.27
Content-integrity-check	O	8.2.1.1.1.28
Message-origin-authentication-check	O	8.2.1.1.1.29
Message-security-label	O	8.2.1.1.1.30
Proof-of-submission-request	O	8.2.1.1.1.31
Proof-of-delivery-request	O	8.2.1.1.1.32
Content Arguments		
Original-encoded-information-types	O	8.2.1.1.1.33
Content-type	M	8.2.1.1.1.34
Content-identifier	O	8.2.1.1.1.35
Content-correlator	O	8.2.1.1.1.36
Content	M	8.2.1.1.1.37
Notification-type	O	8.2.1.1.1.38
Service-message	O	8.2.1.1.1.39

If this argument has the value **recipient-reassignment-allowed** and the intended-recipient has registered a **recipient-assigned-alternate-recipient**, the message shall be redirected to the **recipient-assigned-alternate-recipient**.

If this argument has the value **recipient-reassignment-prohibited** and the intended-recipient has registered a **recipient-assigned-alternate-recipient**, then if an **originator-requested-alternate-recipient** has been specified by the originator of the message the message shall be redirected to the **originator-requested-alternate-recipient**, or if no **originator-requested-alternate-recipient** has been specified by the originator of the message, a non-delivery-report shall be generated.

In the absence of this argument, the default **recipient-reassignment-allowed** shall be assumed.

8.2.1.1.1.5 *Originator-requested-alternate-recipient*

This argument contains the **OR-name** of the alternate-recipient requested by the originator of the message. It may be generated by the originator of the message. A different value of this argument may be specified for each recipient of the message.

The **originator-requested-alternate-recipient** contains the **OR-name** of an individual, or DL, alternate-recipient.

If this argument is present and delivery of the message to the **recipient-name** (specified by the originator of the message, or added by DL-expansion, or substituted by redirection to the **recipient-assigned-alternate-recipient**) is not possible, the message shall be redirected to the **originator-requested-alternate-recipient** specified by this argument.

If an **originator-requested-alternate-recipient** has been specified by the originator of the message, the message shall be redirected to that alternate-recipient in preference to the one assigned by the recipient-MD.

8.2.1.1.1.6 *DL-expansion-prohibited*

This argument indicates whether DL-expansion within the MTS shall occur for any **recipient-name** which denotes a DL. It may be generated by the originator of the message.

This argument may have one of the following values: **DL-expansion-prohibited** or **DL-expansion-allowed**.

In the absence of this argument, the default **DL-expansion-allowed** shall be assumed.

8.2.1.1.1.7 *Disclosure-of-other-recipients*

This argument indicates whether the **recipient-name** of all recipients are to be indicated to each recipient MTS-user when the message is delivered. It may be generated by the originator of the message.

This argument may have one of the following values: **disclosure-of-other-recipients-requested** or **disclosure-of-other-recipients-prohibited**.

In the absence of this argument, the default **disclosure-of-other-recipients-prohibited** shall be assumed.

8.2.1.1.1.8 *Priority*

This argument specifies the relative priority of the message: **normal**, **non-urgent** or **urgent**. It may be generated by the originator of the message.

In the absence of this argument, a default **priority** of **normal** shall be assumed.

8.2.1.1.1.9 *Implicit-conversion-prohibited*

This argument indicates whether implicit-conversion may be performed on the message **content**. It may be generated by the originator of the message.

This argument may have one of the following values: **implicit-conversion-prohibited** or **implicit-conversion-allowed**.

In the absence of this argument, the default **implicit-conversion-allowed** shall be assumed.

See also 8.2.1.1.1.10.

8.2.1.1.1.10 *Conversion-with-loss-prohibited*

This argument indicates whether **encoded-information-type** conversion(s) may be carried out on the message **content**, if such conversion(s) would result in loss of information. Loss of information is defined in Recommendation X.408. It may be generated by the originator of the message.

This argument may have one of the following values: **conversion-with-loss-prohibited** or **conversion-with-loss-allowed**.

In the absence of this argument, the default **conversion-with-loss-allowed** shall be assumed.

The combined effect of the **implicit-conversion-prohibited** and **conversion-with-loss-prohibited** arguments relate to implicit-conversion only and is defined in Table 4/X.411.

TABLE 4/X.411

Combined Effect of Conversion Arguments

Implicit conversion	Conversion with loss	Combined effect
allowed	with-loss-allowed	allowed
allowed	with-loss-prohibited	with-loss-prohibited
prohibited	with-loss-allowed	prohibited
prohibited	with-loss-prohibited	prohibited

8.2.1.1.1.11 *Explicit-conversion*

This argument indicates the type of conversion of the message **content** explicitly requested by the originator for the recipient. It may be generated by the originator of the message. A different value of this argument may be specified for each recipient of the message.

This argument may have one of the following values: **ia5-text-to-teletex**, **ia5-text-to-g3-facsimile**, **ia5-text-to-g4-class-1**, **ia5-text-to-videotex**, **teletex-to-ia5-text**, **teletex-to-g3-facsimile**, **teletex-to-g4-class-1**, **teletex-to-videotex**, **videotex-to-ia5-text**, or **videotex-to-teletex**. Other types of **explicit-conversion** may be defined by future versions of this Recommendation. **Explicit-conversion** shall be performed as specified in Recommendation X.408.

In the absence of this argument, no explicit conversion shall be performed.

Note – When specified for a recipient DL, **explicit-conversion** applies to all members of the DL.

8.2.1.1.1.12 *Deferred-delivery-time*

This argument specifies the **Time** before which the message should not be delivered to the recipient(s). It may be generated by the originator of the message.

8.2.1.1.1.13 *Latest-delivery-time*

This argument contains the **Time** after which the message should not be delivered to the recipient(s). It may be generated by the originator of the message.

The handling of non-delivery because of expired **latest-delivery-time** is described in 14.3.2.4.

8.2.1.1.1.14 *Requested-delivery-method*

This argument indicates the requested method of delivery of the message to the recipient. It may be generated by the originator of the message. A different value of this argument may be specified for each recipient of the message.

This argument may have one or more of the following values: **any-delivery-method**, **mhs-delivery**, **physical-delivery**, **telex-delivery**, **teletex-delivery**, **g3-facsimile-delivery**, **g4-facsimile-delivery**, **ia5-terminal-delivery**, **videotex-delivery**, or **telephone-delivery**.

If more than one value of this argument is specified for a recipient, the sequence of the values shall be assumed to imply the originator's order of preference of delivery-methods.

In the absence of this argument, the default **any-delivery-method** shall be assumed.

If the **recipient-name** generated by the originator of the message contains a **directory-name** but omits an **OR-address**, the MTS may use the **requested-delivery-method** as an indication of which form of **OR-address** the **directory-name** should be mapped to by the MTS (e.g. using the Directory). If a form of **OR-address** appropriate to a **requested-delivery-method** cannot be found, a **recipient-improperly-specified** abstract-error shall be returned to the originator of the message.

If the **recipient-name** generated by the originator of the message contains an **OR-address** of a form not appropriate to a **requested-delivery-method**, a non-delivery-report shall be returned to the originator of the message.

If the originator-supplied **requested-delivery-method** conflicts with the recipient's preferred delivery-method (e.g. as registered in the Directory in the preferred Delivery Method attribute), the originator's **requested-delivery-method** takes precedence. If the originator's **requested-delivery-method** conflicts with the originator's conversion requirements (see 8.2.1.1.1.9 to 8.2.1.1.1.11), a non-delivery report shall be returned to the originator of the message.

8.2.1.1.1.15 *Physical-forwarding-prohibited*

This argument indicates whether physical-forwarding of the message is prohibited. It may be generated by the originator of the message if the **requested-delivery-method** argument specifies that physical-delivery is required to the recipient, or if the originator of the message supplied a **postal-OR-address** for the recipient. A different value of this argument may be specified for each recipient of the message.

This argument may have one of the following values: **physical-forwarding-allowed**, or **physical-forwarding-prohibited**.

In the absence of this argument, the default **physical-forwarding-allowed** shall be assumed.

8.2.1.1.1.16 *Physical-forwarding-address-request*

This argument indicates whether the physical-forwarding-address of the recipient is to be returned in the report. It may be generated by the originator of the message if the **requested-delivery-method** argument specifies that physical-delivery is required to the recipient, or if the originator of the message supplied a **postal-OR-address** for the recipient. A different value of this argument may be specified for each recipient of the message.

This argument may have one of the following values: **physical-forwarding-address-requested** or **physical-forwarding-address-not-requested**.

In the absence of this argument, the default **physical-forwarding-address-not-requested** shall be assumed.

A physical-forwarding-address may be requested when physical-forwarding is prohibited or allowed (see 8.2.1.1.1.15).

8.2.1.1.1.17 *Physical-delivery-modes*

This argument indicates the mode of physical-delivery to the recipient to be used. It may be generated by the originator of the message if the **requested-delivery-method** argument specifies that physical-delivery is required to the recipient, or if the originator of the message supplied a **postal-OR-address** for the recipient. A different value of this argument may be specified for each recipient of the message.

This argument's value is the combination of two independent components. If present, the first component shall have one of the following values: **ordinary-mail**, **special-delivery**, **express-mail**, **counter-collection**, **counter-collection-with-telephone-advice**, **counter-collection-with-telex-advice**, or **counter-collection-with-teletex-advice**. If present, the second component may have the value **bureau-fax-delivery**.

Note that **bureau-fax-delivery** comprises all A to H modes of delivery defined in Recommendation F.170, i.e.: A – Normal Delivery, B – Special Delivery, C – Express mail service, D – Counter collection, E – Counter collection with telephone advice, F – Telefax, G – Counter collection with telex advice, and H – Counter collection with teletex advice.

In the absence of this argument, the default **ordinary-mail** shall be assumed.

8.2.1.1.1.18 *Registered-mail-type*

This argument indicates the type of registered mail service to be used to physically deliver the message to the recipient. It may be generated by the originator of the message if the **requested-delivery-method** argument specifies that physical-delivery is required to the recipient, or if the originator of the message supplied a **postal-OR-address** for the recipient. A different value of this argument may be specified for each recipient of the message.

This argument may have one of the following values: **non-registered-mail**, **registered-mail**, or **registered-mail-to-addressee-in-person**.

In the absence of this argument, the default **non-registered-mail** shall be assumed.

8.2.1.1.1.19 *Recipient-number-for-advice*

This argument contains the Telephone, Telex or Teletex number of the recipient, to be used in conjunction with the **counter-collection-with-advice** and **bureau-fax-delivery physical-delivery-modes**. It may be generated by the originator of the message if the **requested-delivery-method** argument specifies that physical-delivery is required to the recipient, or if the originator of the message supplied a **postal-OR-address** for the recipient, and the **physical-delivery-modes** argument specifies a **counter-collection-with-advice** or **bureau-fax-delivery physical-delivery-mode**. A different value of this argument may be specified for each recipient of the message.

8.2.1.1.1.20 *Physical-rendition-attributes*

This argument indicates the **physical-rendition-attributes** of the message. It may be generated by the originator of the message if the **requested-delivery-method** argument specifies that physical-delivery is required to the recipient, or if the originator of the message supplied a **postal-OR-address** for the recipient. A different value of this argument may be specified for each recipient of the message.

This argument may have one of the following values: **basic**. Future versions of this Recommendation may define other values of this argument. Other values of this argument may be used by bilateral agreement between MDs.

In the absence of this argument, the default **basic** shall be assumed.

8.2.1.1.1.21 *Originator-return-address*

This argument contains the **postal-OR-address** of the originator of the message. It shall be generated by the originator of the message if the **requested-delivery-method** argument specifies that physical-delivery is required to one or more recipients of the message, or if the originator of the message supplied one or more **postal-OR-addresses** for the recipients. It may also be generated by the originator of the message if a recipient DL contains, or is likely to contain, one or more members for whom physical-delivery is required.

The **originator-return-address** shall contain the **postal-OR-address** of an individual originator (**OR-address**), i.e. shall not contain the **directory-name** of an individual originator nor the **directory-name** of a DL.

8.2.1.1.1.22 *Originator-report-request*

This argument indicates the kind of report requested by the originator of the message. It shall be generated by the originator of the message. A different value of this argument may be specified for each recipient of the message.

This argument may have one of the following values:

– **no-report**: The originator of the message requested the suppression of non-delivery-reports;

– **non-delivery-report**: A report is returned only in case of non-delivery;

– **report**: A report is returned in case of delivery or non-delivery.

Note that the value of this argument may be changed at a DL expansion-point in line with the reporting-policy of the DL. Such a change may affect the number and type of reports the originator of the message may receive about delivery to a DL.

8.2.1.1.1.23 *Content-return-request*

This argument indicates whether the message **content** is to be returned with any non-delivery-report(s). It may be generated by the originator of the message.

This argument may have one of the following values: **content-return-requested** or **content-return-not-requested**.

In the absence of this argument, the default **content-return-not-requested** shall be assumed.

Note that the suppression of non-delivery-reports by the originator of the message (see 8.2.1.1.1.22) takes precedence over a request for the return of the **content**.

Note that in the case of non-delivery-reports delivered to the owner of a DL (see 8.3.1.2.1.4), the message **content** shall not be present.

8.2.1.1.1.24 *Physical-delivery-report-request*

This argument indicates the type of physical-delivery-report requested by the originator of the message. It may be generated by the originator of the message if the **requested-delivery-method** argument specifies that physical-delivery is required to the recipient or if the originator of the message supplied a **postal-OR-address** for the recipient. A different value of this argument may be specified for each recipient of the message.

This argument may have one of the following values: **return-of-undeliverable-mail-by-PDS, return-of-notification-by-PDS, return-of-notification-by-MHS,** or **return-of-notification-by-MHS-and-PDS**.

In the absence of this argument, the default **return-of-undeliverable-mail-by-PDS** shall be assumed.

8.2.1.1.1.25 *Originator-certificate*

This argument contains the **certificate** of the originator of the message. It shall be generated by a trusted source (e.g. a certification-authority), and may be supplied by the originator of the message.

The **originator-certificate** may be used to convey a verified copy of the public-asymmetric-encryption-key (**subject-public-key**) of the originator of the message.

The originator's public-asymmetric-encryption-key may be used by the recipient(s) of the message to validate the **message-token**, if an **asymmetric-token** is used with an asymmetric algorithm (see 8.5.8).

The originator's public-asymmetric-encryption-key may also be used by the recipient(s) of the message, and any MTA through which the message is transferred, to validate the **message-origin-authentication-check**.

8.2.1.1.1.26 *Message-token*

This argument contains the **token** associated with the message. It may be generated by the originator of the message. A different value of this argument may be specified for each recipient of the message.

If the **message-token** is an **asymmetric-token**, the **signed-data** may comprise:

– any of the following arguments: The **content-confidentiality-algorithm-identifier**, the **content-integrity-check**, the **message-security-label**, and the **proof-of-delivery-request**; and

– a **message-sequence-number**, that identifies the position of the message in a sequence of messages from the originator to the recipient to which the **message-token** relates (to provide the Message Sequence Integrity element-of-service, as defined in CCITT Rec. X.400 | ISO/IEC 10021-1). Note that the first occurrence of a sequence number can be a random number.

If the **message-token** is an **asymmetric-token**, the **encrypted-data** may comprise:

– a **content-confidentiality-key**: A symmetric-encryption-key used with the **content-confidentiality-algorithm-identifier** by the originator of the message to encrypt the message **content**, and by the recipient to decrypt the message **content**; and/or

– the **content-integrity-check**: May be included in the **encrypted-data**, rather than the **signed-data**, if confidentiality of the **content-integrity-check** is required, and/or if the **message-security-label** is included in the **encrypted-data** (for confidentiality of the message-security-label) and the association between the content-integrity-check and the message-security-label is to be maintained;

– the **message-security-label**: May be included in the **encrypted-data**, rather than the **signed-data**, if confidentiality of the **message-security-label** is required;

– a **content-integrity-key**: A symmetric-encryption-key used with the **content-integrity-algorithm-identifier** by the originator of the message to compute the **content-integrity-check**, and by the recipient to validate the **content-integrity-check**;

– a **message-sequence-number**: As defined for the **signed-data** above, but may be included in the **encrypted-data** instead if confidentiality of the sequence is required. Note that the first occurrence of a sequence number can be a random number.

If the message-token is an asymmetric-token and the signed-data of the message-token includes the content-integrity-check, the message-token provides for non-repudiation-of-origin of the message content (the Non Repudiation of Origin element-of-service, as defined in CCITT Rec. X.400 | ISO/IEC 10021-1). If the signed-data of the message-token includes both the content-integrity-check and the message-security-label, the message-token provides proof of association between the message-security-label and the message content.

Symmetric algorithms may be used within the above **asymmetric-token** (see 8.5.8). If symmetric algorithms are used for both the **message-token** and the **content-integrity-check** then the **message-token** can only support Non Repudiation of Origin elements-of-service if the security policy in force provides for the involvement of a third party acting as a notary.

8.2.1.1.1.27 *Content-confidentiality-algorithm-identifier*

This argument contains an **algorithm-identifier**, which identifies the algorithm used by the originator of the message to encrypt the message **content** (to provide the Content Confidentiality element-of-service as defined in CCITT Rec. X.400 | ISO/IEC 10021-1). It may be generated by the originator of the message.

The algorithm may be used by the recipient(s) of the message to decrypt the message **content**.

The content-confidentiality algorithm may be either a symmetric- or an asymmetric-encryption-algorithm.

If a symmetric-encryption-algorithm is used, the **content-confidentiality-key** used by the originator to encrypt the message **content**, and which the recipient may use to decrypt the message **content**, may be derived from the **message-token** sent with the message. Alternatively, the **content-confidentiality-key** may be distributed by some other means.

If an asymmetric-encryption-algorithm is used, the intended-recipient's public-asymmetric-encryption-key may be used by the originator of the message to encrypt the message **content**. The recipient may use the recipient's secret-asymmetric-encryption-key to decrypt the message **content**. Note that if an asymmetric-encryption-algorithm is used, the message can only be addressed to a single recipient, or to a set of recipients which share the same asymmetric-encryption-key pair.

8.2.1.1.1.28 *Content-integrity-check*

This argument provides the recipient(s) of the message with a means of validating that the message **content** has not been modified (to provide the Content Integrity element-of-service as defined in CCITT Rec. X.400 | ISO/IEC 10021-1). It may be generated by the originator of the message. A different value of the argument may be specified for each recipient of the message.

The **content-integrity-check** enables content-integrity to be validated on a per-recipient basis using either a symmetric- or an asymmetric-encryption-algorithm. Note that the **message-origin-authentication-check** provides a means of validating content-integrity on a per-message basis using an asymmetric-encryption-algorithm.

The **content-integrity-check** may be included in the **signed-data** or the **encrypted-data** of the **message-token** to provide for non-repudiation-of-origin of the message **content**, and proof of association between the **message-security-label** and the message **content**.

The **content-integrity-check** is computed using the algorithm identified by the **content-integrity-algorithm-identifier** (an **algorithm-identifier**).

The **content-integrity-check** contains the **content-integrity-algorithm-identifier**, and an encrypted function (e.g. a compressed or hashed version) of the **content-integrity-algorithm-identifier** and the message **content**. Note that the **content-integrity-check** is computed using the clear (i.e. unencrypted) message **content**.

The content-integrity algorithm may be either a symmetric- or an asymmetric-encryption-algorithm. Note that the use of a symmetric-encryption-algorithm may permit simultaneous compression and encryption of the message **content**.

If a symmetric-encryption-algorithm is used, the **content-integrity-key** used to compute the **content-integrity-check**, and which the recipient may use to validate the **content-integrity-check**, may be derived from the **message-token** sent with the message. Alternatively, the **content-integrity-key** may be distributed by some other means.

If an asymmetric-encryption-algorithm is used, the originator's secret-asymmetric-encryption-key may be used by the originator of the message to compute the **content-integrity-check**. The recipient may use the originator's public-asymmetric-encryption-key (**subject-public-key**) derived from the **originator-certificate** to validate the **content-integrity-check**.

8.2.1.1.1.29 *Message-origin-authentication-check*

This argument provides the recipient(s) of the message, and any MTA through which the message is transferred, with a means of authenticating the origin of the message (to provide the Message Origin Authentication element-of-service as defined in CCITT Rec. X.400 | ISO/IEC 10021-1). It may be generated by the originator of the message.

The **message-origin-authentication-check** provides proof of the origin of the message (Message Origin Authentication), assurance that the message **content** has not been modified (the Content Integrity element-of-service as defined in CCITT Rec. X.400 | ISO/IEC 10021-1), and proof of association between the **message-security-label** and the message.

The **message-origin-authentication-check** is computed using the algorithm (asymmetric-encryption-algorithm and hash-function) identified by the **message-origin-authentication-algorithm-identifier** (an **algorithm-identifier**).

The **message-origin-authentication-check** contains the **message-origin-authentication-algorithm-identifier**, and an asymmetrically-encrypted hashed version of the **message-origin-authentication-algorithm-identifier**; the message **content**; the **content-identifier** and the **message-security-label**. Optional components are included in the **message-origin-authentication-check** if they are present in the message.

If content-confidentiality (see 8.2.1.1.1.27) is also used, the **message-origin-authentication-check** is computed using the encrypted version of the message **content** (to allow the **message-origin-authentication-check** to be validated by other than the intended-recipient (e.g. by an MTA) without compromising the confidentiality of the message **content**). Note that if the clear (i.e. unencrypted) version of the message **content** is used to compute the **message-origin-authentication-check**, the **message-origin-authentication-check** provides for both Message Origin Authentication and Non Repudiation of Origin of the message **content** (a signature), as defined in CCITT Rec. X.400 | ISO/IEC 10021-1. If, however, the encrypted version of the message **content** is used, the **message-origin-authentication-check** provides for Message Origin Authentication, but not for Non Repudiation of Origin of the message **content**.

The **message-origin-authentication-check** may be computed by the originator of the message using the originator's secret-asymmetric-encryption-key. The **message-origin-authentication-check** may be validated by the recipient(s) of the message, and any MTA through which the message is transferred, using the public-asymmetric-encryption-key (**subject-public-key**) of the originator of the message derived from the **originator-certificate**.

Future versions of this Recommendation may define other forms of **message-origin-authentication-check** (e.g. based on symmetric-encryption-techniques) which may be used by MTAs through which the message is transferred to authenticate the origin of the message.

8.2.1.1.1.30 *Message-security-label*

This argument associates a **security-label** with the message (or probe). It may be generated by the originator of the message (or probe), in line with the security-policy in force.

The **message-security-label** of a report shall be the same as the **message-security-label** of the subject-message (or -probe).

If **security-labels** are assigned to MTS-users, MTAs and other objects in the MHS, the handling, by those objects, of messages, probes and reports bearing **message-security-labels** may be determined by the security-policy in force. If **security-labels** are not assigned to MTS-users, MTAs and other objects in the MHS, the handling, by those objects, of messages, probes and reports bearing **message-security-labels** may be discretionary.

If **security-contexts** are established between the originator and an MTA (the originating-MTA) of the MTS (see 8.1.1.1.1.3 and 8.2.1.4.1.5), the **message-security-label** that the originator may assign to a message (or probe) may be determined by the **security-context** (submission-security-context), in line with the security-policy in force. If **security-contexts** are not established between the originator and the originating-MTA, the assignment of a **message-security-label** to a message (or probe) may be at the discretion of the originator.

If **security-contexts** are established between two MTAs (see 12.1.1.1.1.3), the transfer of messages, probes or reports between the MTAs may be determined by the **message-security-labels** of the messages, probes or reports, and the **security-context**, in line with the security-policy in force. If **security-contexts** are not established between the MTAs, the transfer of messages, probes and reports may be at the discretion of the sender.

If **security-contexts** are established between an MTS-user and an MTA (the delivering-MTA) of the MTS (see 8.1.1.1.1.3 and 8.3.1.3.1.7), the delivery of messages and reports may be determined by the **message-security-labels** of the messages and reports, and the **security-context** (delivery-security-context), in line with the security-policy in force. If the **message-security-label** of a message or report is allowed by the registered **user-security-labels** of the recipient, but disallowed by the recipient's current **security-context** (delivery-security-context), then the delivering-MTA may hold-for-delivery. If **security-contexts** are not established between the MTS-user and the delivering-MTA, the delivery of messages and reports may be at the discretion of the delivering-MTA.

8.2.1.1.1.31 *Proof-of-submission-request*

This argument indicates whether or not the originator of the message requires **proof-of-submission** (to provide the Proof of Submission element-of-service as defined in CCITT Rec. X.400 | ISO/IEC 10021-1) of the message to the MTS. It may be generated by the originator of the message.

This argument may have one of the following values: **proof-of-submission-requested** or **proof-of-submission-not-requested**.

In the absence of this argument, the default **proof-of-submission-not-requested** shall be assumed.

8.2.1.1.1.32 *Proof-of-delivery-request*

This argument indicates whether or not the originator of the message requires **proof-of-delivery** (to provide the Proof of Delivery element-of-service as defined in CCITT Rec. X.400 | ISO/IEC 10021-1) of the message to the recipient. It may be generated by the originator of the message. A different value of this argument may be specified for each recipient of the message.

This argument may have one of the following values: **proof-of-delivery-requested** or **proof-of-delivery-not-requested**.

In the absence of this argument, the default **proof-of-delivery-not-requested** shall be assumed.

8.2.1.1.1.33 *Original-encoded-information-types*

This argument identifies the original **encoded-information-types** of the message **content**. It may be generated by the originator of the message.

The absence of this argument indicates that the **original-encoded-information-types** of the message **content** are **unspecified**.

8.2.1.1.1.34 *Content-type*

This argument identifies the type of the **content** of the message. It identifies the abstract syntax and the encoding rules used. It shall be generated by the originator of the message. The **content-type** shall be either built-in or extended.

A built-in **content-type** may have one of the following values:

– **unidentified**: Denotes a **content-type** unidentified and unconstrained; the use of this is by bilateral agreement between MTS-users;

– **`external:`** Denotes a **content-type** which is reserved for use when interworking between 1988 systems and 1984 systems; it shall only be used with **mts-transfer-protocol-1984** (see CCITT Rec. X.419 | ISO/IEC 10021-6);

Note – The interworking rules ensure that the **external content-type** is never used in conjunction with **mts-transfer** or **mts-transfer-protocol**. Although the **external content-type** is designed to allow interworking between 1988 systems through intermediate 1984 systems, a 1984 system may deliver (or submit) a **content** of the **external content-type** provided that the MTS-user (or the MTA itself) performs the equivalent of the upgrading (or downgrading) rules given in CCITT Rec. X.419 | ISO/IEC 10021-6.

– **interpersonal-messaging-1984**: Identifies the **interpersonal-messaging-1984 content-type** defined in CCITT Rec. X.420 | ISO/IEC 10021-7;

– **interpersonal-messaging-1988**: Identifies the **interpersonal-messaging-1988 content-type** defined in CCITT Rec. X.420 | ISO/IEC 10021-7;

– **edi-messaging**: Identifies the **edim content-type** defined in Recommendation X.435;

– **voice-messaging**: Identifies the **vm content-type** defined in Recommendation X.440.

An extended **content-type** is specified using an object identifier.

One specific value of an extended **content-type** which has been defined by this Recommendation is:

– **inner envelope**: An extended **content-type** that is itself a message (envelope and content). When delivered to the recipient named on the outer-envelope, the outer-envelope is removed and the content is deciphered if needed, resulting in an inner-envelope and its content. The information contained in the inner-envelope is used to transfer the content of the inner-envelope to the recipients named on the inner-envelope. The type of the **content** OCTET STRING is an **MTS-APDU** (see Figure 6 in CCITT Rec. X.419 | ISO/IEC 10021-6) encoded using the Basic Encoding Rules of ASN.1. (Note that the inner-envelope and content may be protected by securing the **content** of the outer-envelope using the security arguments (see 8.2.1.1.1.25 to 8.2.1.1.1.32).)

Other standardized extended **content-types** may be defined by future versions of this Recommendation. Other values of this argument may be used by bilateral agreement between MTS-users.

Note – In the case where the content confidentiality service is used, the syntax and encoding identified by the **content-type** are the syntax and encoding of the content before encryption.

8.2.1.1.1.35 *Content-identifier*

This argument contains an identifier for the **content** of the message. It may be generated by the originator of the message.

The **content-identifier** may be delivered to the recipient(s) of the message, and is returned to the originator with any report(s). This argument is not altered by the MTS.

8.2.1.1.1.36 *Content-correlator*

This argument contains information to enable correlation of the **content** of the message by the originator of the message. It may be generated by the originator of the message.

The **content-correlator** is not delivered to the recipient(s) of the message, but is returned to the originator with any report(s). This argument is not altered by the MTS.

8.2.1.1.1.37 *Content*

This argument contains the information the message is intended to convey to the recipient(s). It shall be generated by the originator of the message.

Except when conversion is performed, the **content** of the message is not modified by the MTS, but rather is passed transparently through it.

The **content** may be encrypted to ensure its confidentiality (see 8.2.1.1.1.27).

Note – The value of the octet string containing the encoded content does not change as the message crosses the MTS.

8.2.1.1.1.38 *Notification-type*

This argument indicates that the **content** is a notification, and indicates the type of notification as defined in the relevant **content** specification. It may be generated by the originator of the message, but shall be generated only if the **content** is a notification as defined in the relevant **content** specification.

The **notification-type** indication is not delivered to the recipient(s) of the message and is not returned to the originator with any report(s). Depending upon policy, this argument may be verified on submission by the MTS and may be altered by the MTS.

The notification types defined in this Recommendation are as follows: notification type 1, notification type 2 and notification type 3.

Note – The mapping between notification types 1, 2, 3 and the content specific notification types is defined in the relevant specifications.

8.2.1.1.1.39 *Service-message*

This argument indicates that the message is for telecommunications service purposes. It may be generated by the originator of the message, but shall be used only by bilateral agreement.

The **service-message** indication is not delivered to the recipient(s) of the message and is not returned to the originator with any report(s). Depending upon policy, this argument may be verified by the MTS and may be altered by the MTS.

8.2.1.1.2 *Results*

Table 5/X.411 lists the results of the Message-submission abstract-operation, and for each result qualifies its presence and identifies the clause in which the result is defined.

8.2.1.1.2.1 *Message-submission-identifier*

This result contains an **MTS-identifier** that uniquely and unambiguously identifies the message-submission. It shall be generated by the MTS.

TABLE 5/X.411

Message-submission Results

Result	Presence	Clause
Message-submission-identifier	M	8.2.1.1.2.1
Message-submission-time	M	8.2.1.1.2.2
Originating-MTA-certificate	O	8.2.1.1.2.3
Proof-of-submission	C	8.2.1.1.2.4
Content-identifier	C	8.2.1.1.1.35

The MTS provides the **message-submission-identifier** when notifying the MTS-user, via the Report-delivery abstract-operation, of the delivery or non-delivery of the message.

The MTS-user provides the **message-submission-identifier** when cancelling, via the Cancel-deferred-delivery abstract-operation, a message whose delivery it deferred.

8.2.1.1.2.2 *Message-submission-time*

This result indicates the **Time** at which the MTS accepts responsibility for the message. It shall be generated by the MTS.

8.2.1.1.2.3 *Originating-MTA-certificate*

This result contains the **certificate** of the MTA to which the message has been submitted (the originating-MTA). It shall be generated by a trusted source (e.g. a certification-authority), and may be supplied by the originating-MTA, if the originator of the message requested **proof-of-submission** (see 8.2.1.1.1.31) and an asymmetric-encryption-algorithm is used to compute the **proof-of-submission**.

The **originating-MTA-certificate** may be used to convey to the originator of the message a verified copy of the public-asymmetric-encryption-key (**subject-public-key**) of the originating-MTA.

The originating-MTA's public-asymmetric-encryption-key may be used by the originator of the message to validate the **proof-of-submission**.

8.2.1.1.2.4 *Proof-of-submission*

This result provides the originator of the message with proof of submission of the message to the MTS (to provide the Proof of Submission element-of-service as defined in CCITT Rec. X.400 | ISO/IEC 10021-1). Depending on the encryption-algorithm used and the security policy in force, this argument may also provide the Non Repudiation of Submission element-of-service (as defined in CCITT Rec. X.400 | ISO/IEC 10021-1). It shall be generated by the originating-MTA of the MTS, if the originator of the message requested **proof-of-submission** (see 8.2.1.1.1.31).

The **proof-of-submission** is computed using the algorithm identified by the **proof-of-submission-algorithm-identifier** (an **algorithm-identifier**).

The **proof-of-submission** contains the **proof-of-submission-algorithm-identifier**, and an encrypted function (e.g. a compressed or hashed version) of the **proof-of-submission-algorithm-identifier**, the message-submission arguments (see 8.2.1.1.1) of the subject message, and the **message-submission-identifier** and **message-submission-time**.

Note that receipt of this result provides the originator of the message with Proof of Submission of the message. Non-receipt of this result provides neither Proof of Submission nor proof of non-submission (unless a secure link and trusted functionality are employed).

If an asymmetric-encryption-algorithm is used, the **proof-of-submission** may be computed by the originating-MTA using the originating-MTA's secret-asymmetric-encryption-key. The originator of the message may validate the **proof-of-submission** using the originating-MTA's public-asymmetric-encryption-key (**subject-public-key**) derived from the **originating-MTA-certificate**. An asymmetric **proof-of-submission** may also provide for Non Repudiation of Submission.

If a symmetric-encryption-algorithm is used, the symmetric-encryption-key that the originating-MTA used to compute the **proof-of-submission**, and which the originator may use to validate the **proof-of-submission**, may be derived from the **bind-tokens** (see 8.1.1.1.1.3 and 8.1.1.1.2.2) exchanged when the association was initiated. Alternatively, the symmetric-encryption-key used for **proof-of-submission** may be exchanged by some other means. Note that if a symmetric-encryption-algorithm is used then the **proof-of-submission** can only support Non Repudiation of Submission if the security-policy in force provides for the involvement of a third party acting as a notary.

8.2.1.1.3 *Abstract-errors*

Table 6/X.411 lists the abstract-errors that may disrupt the Message-submission abstract-operation, and for each abstract-error identifies the clause in which the abstract-error is defined.

TABLE 6/X.411

Message-submission Abstract-errors

Abstract-error	Clause
Submission-control-violated	8.2.2.1
Element-of-service-not-subscribed	8.2.2.2
Originator-invalid	8.2.2.4
Recipient-improperly-specified	8.2.2.5
Inconsistent-request	8.2.2.7
Security-error	8.2.2.8
Unsupported-critical-function	8.2.2.9
Remote-bind-error	8.2.2.10

8.2.1.2 *Probe-submission*

The Probe-submission abstract-operation enables an MTS-user to submit a probe in order to determine whether or not a message (the subject-message) could be transferred and delivered to one or more recipient MTS-users if it were to be submitted.

Success of a probe does not guarantee that a subsequently submitted message can actually be delivered, but rather that, currently, the recipient is valid and the message would encounter no major obstacles to delivery.

For any **recipient-names** that denote a DL, the Probe-submission abstract-operation determines whether expansion of the specified DL (but not of any nested DLs) would occur.

For any **recipient-names** for which redirection would occur, the Probe-submission abstract-operation determines whether the message could be transferred and delivered to the alternate-recipient.

The MTS-user supplies most of the arguments used for message-submission and the length of the content of the subject-message. The Probe-submission abstract-operation does not culminate in delivery to the intended recipients of the subject-message, but establishes whether or not the Message-submission abstract-operation would be likely to do so.

The successful completion of the abstract-operation signifies that the MTS has agreed to undertake the probe (but not that it has yet performed the probe).

The disruption of the abstract-operation by an abstract-error indicates that the MTS cannot undertake the probe.

8.2.1.2.1 *Arguments*

Table 7/X.411 lists the arguments of the Probe-submission abstract-operation, and for each argument qualifies its presence and identifies the clause in which the argument is defined.

TABLE 7/X.411

Probe-submission Arguments

Argument	Presence	Clause
Originator Argument		
Originator-name	M	8.2.1.1.1.1
Recipient Arguments		
Recipient-name	M	8.2.1.1.1.2
Alternate-recipient-allowed	O	8.2.1.1.1.3
Recipient-reassignment-prohibited	O	8.2.1.1.1.4
Originator-requested-alternate-recipient	O	8.2.1.1.1.5
DL-expansion-prohibited	O	8.2.1.1.1.6
Conversion Arguments		
Implicit-conversion-prohibited	O	8.2.1.1.1.9
Conversion-with-loss-prohibited	O	8.2.1.1.1.10
Explicit-conversion	O	8.2.1.1.1.11
Delivery Method Argument		
Requested-delivery-method	O	8.2.1.1.1.14
Physical Delivery Argument		
Physical-rendition-attributes	O	8.2.1.1.1.20
Report Request Argument		
Originator-report-request	M	8.2.1.1.1.22
Security Arguments		
Originator-certificate	O	8.2.1.1.1.25
Probe-origin-authentication-check	O	8.2.1.2.1.1
Message-security-label	O	8.2.1.1.1.30
Content Arguments		
Original-encoded-information-types	O	8.2.1.1.1.33
Content-type	M	8.2.1.1.1.34
Content-identifier	O	8.2.1.1.1.35
Content-correlator	O	8.2.1.1.1.36
Content-length	O	8.2.1.2.1.2
Service-message	O	8.2.1.1.1.39

8.2.1.2.1.1 *Probe-origin-authentication-check*

This argument provides any MTA through which the probe is transferred, with a means of authenticating the origin of the probe (to provide the Probe Origin Authentication element-of-service as defined in CCITT Rec. X.400 | ISO/IEC 10021-1). It may be generated by the originator of the probe.

The **probe-origin-authentication-check** provides proof of the origin of the probe (Probe Origin Authentication), and proof of association between the **message-security-label** and the **content-identifier** of the subject-message.

The **probe-origin-authentication-check** is computed using the algorithm identified by the **probe-origin-authentication-algorithm-identifier** (an **algorithm-identifier**).

The **probe-origin-authentication-check** contains the **probe-origin-authentication-algorithm-identifier**, and an asymmetrically-encrypted hashed version of: the **probe-origin-authentication-algorithm-identifier**; and the **content-identifier** and **message-security-label** of the subject-message. Optional components are included in the **probe-origin-authentication-check** if they are present in the probe.

The **probe-origin-authentication-check** may be computed by the originator of the probe using the originator's secret-asymmetric-encryption-key. The **probe-origin-authentication-check** may be validated by any MTA through which the probe is transferred, using the public-asymmetric-encryption-key (**subject-public-key**) of the originator of the probe derived from the **originator-certificate**.

Future versions of this Recommendation may define other forms of **probe-origin-authentication-check** (e.g. based on symmetric-encryption-techniques) which may be used by MTAs through which the probe is transferred to authenticate the origin of the probe.

8.2.1.2.1.2 *Content-length*

This argument specifies the length, in octets, of the **content** of the subject-message. It may be generated by the originator of the probe.

8.2.1.2.2 *Results*

Table 8/X.411 lists the results of the Probe-submission abstract-operation, and for each result qualifies its presence and identifies the clause in which the result is defined.

TABLE 8/X.411

Probe-submission Results

Result	Presence	Clause
Probe-submission-identifier	M	8.2.1.2.2.1
Probe-submission-time	M	8.2.1.2.2.2
Content-identifier	C	8.2.1.1.1.35

8.2.1.2.2.1 *Probe-submission-identifier*

This result contains an **MTS-identifier** that uniquely and unambiguously identifies the probe-submission. It shall be generated by the MTS.

The MTS provides the **probe-submission-identifier** when notifying the MTS-user, via the Report-delivery abstract-operation, of its ability or otherwise to deliver the subject-message.

8.2.1.2.2.2 *Probe-submission-time*

This result indicates the **Time** at which the MTS agreed to undertake the probe. It shall be generated by the MTS.

8.2.1.2.3 *Abstract-errors*

Table 9/X.411 lists the abstract-errors that may disrupt the Probe-submission abstract-operation, and for each abstract-error identifies the clause in which the abstract-error is defined.

TABLE 9/X.411

Probe-submission Abstract-errors

Abstract-error	Clause
Submission-control-violated	8.2.2.1
Element-of-service-not-subscribed	8.2.2.2
Originator-invalid	8.2.2.4
Recipient-improperly-specified	8.2.2.5
Inconsistent-request	8.2.2.7
Security-error	8.2.2.8
Unsupported-critical-function	8.2.2.9
Remote-bind-error	8.2.2.10

8.2.1.3 *Cancel-deferred-delivery*

The Cancel-deferred-delivery abstract-operation enables an MTS-user to abort the deferred-delivery of a message previously submitted via the Message-submission abstract-operation.

The MTS-user identifies the message whose delivery is to be cancelled by means of the **message-submission-identifier** returned by the MTS as a result of the previous invocation of the Message-submission abstract-operation.

The successful completion of the abstract-operation signifies that the MTS has cancelled the deferred-delivery of the message.

The disruption of the abstract-operation by an abstract-error indicates that the deferred-delivery cannot be cancelled. The deferred-delivery of a message cannot be cancelled if the message has already been progressed for delivery and/or transfer within the MTS. The MTS may refuse to cancel the deferred-delivery of a message, if the MTS provided the originator of the message with **proof-of-submission**.

8.2.1.3.1 *Arguments*

Table 10/X.411 lists the arguments of the Cancel-deferred-delivery abstract-operation, and for each argument qualifies its presence and identifies the clause in which the argument is defined.

TABLE 10/X.411

Cancel-deferred-delivery Arguments

Argument	Presence	Clause
Submission Argument		
Message-submission-identifier	M	8.2.1.3.1.1

8.2.1.3.1.1 *Message-submission-identifier*

This argument contains the **message-submission-identifier** of the message whose deferred-delivery is to be cancelled. It shall be supplied by the MTS-user.

The **message-submission-identifier** (an **MTS-identifier**) is that returned by the MTS as a result of a previous invocation of the Message-submission abstract-operation (see 8.2.1.1.2.1), when the message was submitted for deferred-delivery.

8.2.1.3.2 *Results*

The Cancel-deferred-delivery abstract-operation returns an empty result as indication of success.

8.2.1.3.3 *Abstract-errors*

Table 11/X.411 lists the abstract-errors that may disrupt the Cancel-deferred-delivery abstract-operation, and for each abstract-error identifies the clause in which the abstract-error is defined.

TABLE 11/X.411

Cancel-deferred-delivery Abstract-errors

Abstract-error	Clause
Deferred-delivery-cancellation-rejected	8.2.2.3
Message-submission-identifier-invalid	8.2.2.6
Remote-bind-error	8.2.2.10

8.2.1.4 *Submission-control*

The Submission-control abstract-operation enables the MTS to temporarily limit the submission-port abstract-operations that the MTS-user may invoke, and the messages that the MTS-user may submit to the MTS via the Message-submission abstract-operation.

The MTS-user should hold until a later time, rather than abandon, abstract-operations and messages presently forbidden.

The successful completion of the abstract-operation signifies that the specified controls are now in force. These controls supersede any previously in force, and remain in effect until the association is released or the MTS re-invokes the Submission-control abstract-operation.

The abstract-operation returns an indication of any abstract-operations that the MTS-user would invoke, or any message types that the MTS-user would submit, were it not for the prevailing controls.

8.2.1.4.1 *Arguments*

Table 12/X.411 lists the arguments of the Submission-control abstract-operation, and for each argument qualifies its presence and identifies the clause in which the argument is defined.

TABLE 12/X.411

Submission-control Arguments

Argument	Presence	Clause
Submission Control Arguments		
Restrict	O	8.2.1.4.1.1
Permissible-operations	O	8.2.1.4.1.2
Permissible-lowest-priority	O	8.2.1.4.1.3
Permissible-maximum-content-length	O	8.2.1.4.1.4
Permissible-security-context	O	8.2.1.4.1.5

8.2.1.4.1.1 *Restrict*

This argument indicates whether the controls on submission-port abstract-operations are to be updated or removed. It may be generated by the MTS.

This argument may have one of the following values:

– **update**: The other arguments update the prevailing controls;

– **remove**: All controls are to be removed; the other arguments are to be ignored.

In the absence of this argument, the default **update** shall be assumed.

8.2.1.4.1.2 *Permissible-operations*

This argument indicates the abstract-operations that the MTS-user may invoke on the MTS. It may be generated by the MTS.

This argument may have the value **allowed** or **prohibited** for each of the following:

– **message-submission**: The MTS-user may/may not invoke the Message-submission abstract-operation; and

– **probe-submission**: The MTS-user may/may not invoke the Probe-submission abstract-operation.

Other submission-port abstract-operations are not subject to controls, and may be invoked at any time.

In the absence of this argument, the abstract-operations that the MTS-user may invoke on the MTS are unchanged. If no previous controls are in force, the MTS-user may invoke both the Message-submission abstract-operation and the Probe-submission abstract-operation.

8.2.1.4.1.3 *Permissible-lowest-priority*

This argument contains the **priority** of the lowest priority message that the MTS-user shall submit to the MTS via the Message-submission abstract-operation. It may be generated by the MTS.

This argument may have one of the following values of the **priority** argument of the Message-submission abstract-operation: **normal**, **non-urgent** or **urgent**.

In the absence of this argument, the **priority** of the lowest priority message that the MTS-user shall submit to the MTS is unchanged. If no previous controls are in force, the MTS-user may submit messages of any priority.

8.2.1.4.1.4 *Permissible-maximum-content-length*

This argument contains the **content-length**, in octets, of the longest-content message that the MTS-user shall submit to the MTS via the Message-submission abstract-operation. It may be generated by the MTS.

In the absence of this argument, the **permissible-maximum-content-length** of a message that the MTS-user may submit to the MTS is unchanged. If no previous controls are in force, the content length is not explicitly limited.

8.2.1.4.1.5 *Permissible-security-context*

This argument temporarily limits the sensitivity of submission-port abstract-operations (submission-security-context) that the MTS-user may invoke on the MTS. It is a temporary restriction of the **security-context** established when the association was initiated (see 8.1.1.1.1.3). It may be generated by the MTS.

The **permissible-security-context** comprises one or more **security-labels** from the set of **security-labels** established as the **security-context** when the association was established.

In the absence of this argument, the **security-context** of submission-port abstract-operations is unchanged.

8.2.1.4.2 *Results*

Table 13/X.411 lists the results of the Submission-control abstract-operation, and for each result qualifies its presence and identifies the clause in which the result is defined.

TABLE 13/X.411

Submission-control Results

Result	Presence	Clause
''Waiting' Results		
Waiting-operations	O	8.2.1.4.2.1
Waiting-messages	O	8.2.1.4.2.2
Waiting-encoded-information-types	O	8.2.1.4.2.3
Waiting-content-types	O	8.2.1.4.2.4

8.2.1.4.2.1 *Waiting-operations*

This result indicates the abstract-operations being held by the MTS-user, and that the MTS-user would invoke on the MTS if it were not for the prevailing controls. It may be generated by the MTS-user.

This result may have the value **holding** or **not-holding** for each of the following:

– **message-submission**: The MTS-user is/is not holding messages, and would invoke the Message-submission abstract-operation on the MTS if it were not for the prevailing controls; and

– **probe-submission**: The MTS-user is/is not holding probes, and would invoke the Probe-submission abstract-operation on the MTS if it were not for the prevailing controls.

In the absence of this result, it may be assumed that the MTS-user is not holding any messages or probes for submission to the MTS due to the prevailing controls.

8.2.1.4.2.2 *Waiting-messages*

This result indicates the kind of messages the MTS-user is holding for submission to the MTS, and would submit via the Message-submission abstract-operation, if it were not for the prevailing controls. It may be generated by the MTS-user.

This result may have one or more of the following values:

– **long-content**: The MTS-user has messages held for submission to the MTS which exceed the **permissible-maximum-content-length** control currently in force;

– **low-priority**: The MTS-user has messages held for submission to the MTS of a lower **priority** than the **permissible-lowest-priority** control currently in force;

– **other-security-labels**: The MTS-user has messages held for submission to the MTS bearing **message-security-labels** other than those permitted by the current security-context.

In the absence of this result, it may be assumed that the MTS-user is not holding any messages or probes for submission to the MTS due to the **permissible-maximum-content-length**, **permissible-lowest-priority** or **permissible-security-context** controls currently in force.

8.2.1.4.2.3 *Waiting-encoded-information-types*

This result indicates the **encoded-information-types** in the **content** of any messages held by the MTS-user for submission to the MTS due to prevailing controls. It may be generated by the MTS-user.

In the absence of this result, the **encoded-information-types** of any messages held by the MTS-user for submission to the MTS are **unspecified**.

8.2.1.4.2.4 *Waiting-content-types*

This result indicates the **content-types** of any messages held by the MTS-user for submission to the MTS due to prevailing controls. It may be generated by the MTS-user.

In the absence of this result, the **content-types** of any messages held by the MTS-user for submission to the MTS are **unspecified**.

8.2.1.4.3 *Abstract-errors*

Table 14/X.411 lists the abstract-errors that may disrupt the Submission-control abstract-operation, and for each abstract-error identifies the clause in which the abstract-error is defined.

TABLE 14/X.411

Submission-control Abstract-errors

Abstract-error	Clause
Security-error	8.2.2.8
Remote-bind-error	8.2.2.10

8.2.2 *Abstract-errors*

This subclause defines the following submission-port abstract-errors:

a) Submission-control-violated;

b) Element-of-service-not-subscribed;

c) Deferred-delivery-cancellation-rejected;

d) Originator-invalid;

e) Recipient-improperly-specified;

f) Message-submission-identifier-invalid;

g) Inconsistent-request;

h) Security-error;

i) Unsupported-critical-function;

j) Remote-bind-error.

8.2.2.1 *Submission-control-violated*

The Submission-control-violated abstract-error reports the violation by the MTS-user of a control on submission-port services imposed by the MTS via the Submission-control service.

The Submission-control-violated abstract-error has no parameters.

8.2.2.2 *Element-of-service-not-subscribed*

The Element-of-service-not-subscribed service reports that the requested abstract-operation cannot be provided by the MTS because the MTS-user has not subscribed to one of the elements-of-service the request requires.

The Element-of-service-not-subscribed abstract-error has no parameters.

8.2.2.3 *Deferred-delivery-cancellation-rejected*

The Deferred-delivery-cancellation-rejected abstract-error reports that the MTS cannot cancel the deferred-delivery of a message, either because the message has already been progressed for transfer and/or delivery, or because the MTS had provided the originator with **proof-of-submission**.

The Deferred-delivery-cancellation-rejected abstract-error has no parameters.

8.2.2.4 *Originator-invalid*

The Originator-invalid abstract-error reports that the message or probe cannot be submitted because the originator is incorrectly identified.

The Originator-invalid abstract-error has no parameters.

8.2.2.5 *Recipient-improperly-specified*

The Recipient-improperly-specified abstract-error reports that the message or probe cannot be submitted because one or more recipients are improperly specified.

The Recipient-improperly-specified abstract-error has the following parameters, generated by the MTS:

improperly-specified-recipients: The improperly specified **recipient-name**(s).

8.2.2.6 *Message-submission-identifier-invalid*

The Message-submission-identifier-invalid abstract-error reports that the deferred-delivery of a message cannot be cancelled because the specified **message-submission-identifier** is invalid.

The Message-submission-identifier-invalid abstract-error has no parameters.

8.2.2.7 *Inconsistent-request*

The Inconsistent-request abstract-error reports that the requested abstract-operation cannot be provided by the MTS because the MTS-user has made an inconsistent request.

The Inconsistent-request abstract-error has no parameters.

8.2.2.8 *Security-error*

The Security-error abstract-error reports that the requested abstract-operation could not be provided by the MTS or MTS-user because it would violate the security-policy in force.

The Security-error abstract-error has the following parameters:

security-problem: an identifier for the cause of the violation of the security-policy.

8.2.2.9 *Unsupported-critical-function*

The Unsupported-critical-function abstract-error reports that an argument of the abstract-operation was marked as **critical-for-submission** (see 9.2) but is unsupported by the MTS.

The Unsupported-critical-function abstract-error has no parameters.

8.2.2.10 *Remote-bind-error*

The Remote-bind-error abstract-error reports that the requested abstract-operation cannot be provided by the MS because the MS is unable to bind to the MTS, or because there is no association in existence between the MS and the UA. Note that this abstract-error occurs on an indirect submission to the MTS via an MS, or on invocation by the MTS of a submission-control abstract-operation via an MS.

The Remote-bind-error abstract-error has no parameters.

8.3 *Delivery Port*

This subclause defines the abstract-operations and abstract-errors which occur at a delivery-port.

8.3.1 *Abstract-operations*

This subclause defines the following delivery-port abstract-operations:

a) Message-delivery;

b) Report-delivery;

c) Delivery-Control.

8.3.1.1 *Message-delivery*

The Message-delivery abstract-operation enables the MTS to deliver a message to an MTS-user.

The MTS-user shall not refuse delivery of a message unless the delivery would violate the Delivery-control restrictions then in force.

8.3.1.1.1 *Arguments*

Table 15/X.411 lists the arguments of the Message-delivery abstract-operation, and for each argument qualifies its presence and identifies the clause in which the argument is defined.

TABLE 15/X.411

Message-delivery Arguments

Argument	Presence	Clause
Delivery Arguments		
Message-delivery-identifier	M	8.3.1.1.1.1
Message-delivery-time	M	8.3.1.1.1.2
Message-submission-time	M	8.2.1.1.2.2
Originator Argument		
Originator-name	M	8.2.1.1.1.1
Recipient Arguments		
This-recipient-name	M	8.3.1.1.1.3
Intended-recipient-name	C	8.3.1.1.1.4
Redirection-reason	C	8.3.1.1.1.5
Other-recipient-names	C	8.3.1.1.1.6
DL-expansion-history	C	8.3.1.1.1.7
Priority Argument		
Priority	C	8.2.1.1.1.8
Conversion Arguments		
Implicit-conversion-prohibited	C	8.2.1.1.1.9
Conversion-with-loss-prohibited	C	8.2.1.1.1.10
Converted-encoded-information-types	C	8.3.1.1.1.8
Delivery Method Argument		
Requested-delivery-method	C	8.2.1.1.1.14
Physical Delivery Arguments		
Physical-forwarding-prohibited	C	8.2.1.1.1.15
Physical-forwarding-address-request	C	8.2.1.1.1.16
Physical-delivery-modes	C	8.2.1.1.1.17
Registered-mail-type	C	8.2.1.1.1.18
Recipient-number-for-advice	C	8.2.1.1.1.19
Physical-rendition-attributes	C	8.2.1.1.1.20
Originator-return-address	C	8.2.1.1.1.21
Physical-delivery-report-request	C	8.2.1.1.1.24
Security Arguments		
Originator-certificate	C	8.2.1.1.1.25
Message-token	C	8.2.1.1.1.26
Content-confidentiality-algorithm-identifier	C	8.2.1.1.1.27
Content-integrity-check	C	8.2.1.1.1.28
Message-origin-authentication-check	C	8.2.1.1.1.29
Message-security-label	C	8.2.1.1.1.30
Proof-of-delivery-request	C	8.2.1.1.1.32
Content Arguments		
Original-encoded-information-types	C	8.2.1.1.1.33
Content-type	M	8.2.1.1.1.34
Content-identifier	C	8.2.1.1.1.35
Content	M	8.2.1.1.1.37

8.3.1.1.1.1 *Message-delivery-identifier*

This argument contains an **MTS-identifier** that distinguishes the message from all other messages at the delivery-port. It shall be generated by the MTS, and shall have the same value as the **message-submission-identifier** supplied to the originator of the message when the message was submitted.

8.3.1.1.1.2 *Message-delivery-time*

This argument contains the **Time** at which delivery occurs and at which the MTS is relinquishing responsibility for the message. It shall be generated by the MTS.

In the case of physical delivery, this argument indicates the **Time** at which the PDAU has taken responsibility for printing and further delivery of the message.

The value of this argument shall be the same as the value of the **message-delivery-time** argument reported to the originator of the message (see 8.3.1.2.1.8) in a delivery-report.

8.3.1.1.1.3 *This-recipient-name*

This argument contains the **OR-name** of the recipient to whom the message is being delivered. It shall be generated by the MTS.

The value of this argument shall be the same as the value of the **actual-recipient-name** argument reported to the originator of the message (see 8.3.1.2.1.2) in a delivery-report.

The **this-recipient-name** contains the **OR-name** of the individual recipient, i.e. shall not contain the **OR-name** of a DL.

The **OR-name** of the intended-recipient (if different, and the message has been redirected) is contained in the **intended-recipient-name** argument.

8.3.1.1.1.4 *Intended-recipient-name*

This argument contains the **OR-name** of the intended-recipient of the message if the message has been redirected and the **Time** at which the redirection was performed. It may be generated by the MTS. An additional value of this argument shall be present for each occasion the message was redirected.

This argument comprises an **originally-intended-recipient-name** and an **intended-recipient-name**. On the first occasion a message is redirected, both the **originally-intended-recipient-name** and the **intended-recipient-name** contain the **recipient-name** originally-specified by the originator of the message. Subsequent redirections cause further **recipient-names** to be appended to the list of **intended-recipient-names**.

The **intended-recipient-name** contains the **OR-name** of an individual or DL intended-recipient and the **Time** at which the message was redirected to an alternate-recipient.

8.3.1.1.1.5 *Redirection-reason*

This argument indicates the reason the message has been redirected to an alternate-recipient. It shall be generated by the MTS on each occasion that redirection occurs. An additional value of this argument shall be present for each occasion the message is redirected.

This argument may have one of the following values:

– **recipient-assigned-alternate-recipient**: The intended-recipient of the message requested that the message be redirected to a **recipient-assigned-alternate-recipient**; the originator of the message did not prohibit recipient-reassignment (see 8.2.1.1.1.4); the MTS redirected the message to the **recipient-assigned-alternate-recipient**;

– **originator-requested-alternate-recipient**: The message could not be delivered to the intended-recipient or **recipient-assigned-alternate-recipient** (if registered); the **originator-requested-alternate-recipient** argument identified an alternate-recipient requested by the originator of the message; the MTS redirected the message to the **originator-requested-alternate-recipient**;

– **recipient-MD-assigned-alternate-recipient**: The **recipient-name** argument did not identify a recipient MTS-user; the **alternate-recipient-allowed** argument generated by the originator of the message allowed delivery to an alternate-recipient; the MTS redirected the message to an alternate-recipient assigned by the recipient-MD to receive such messages;

– **recipient-directory-substitution-alternate-recipient**: The **OR-address** of the intended-recipient did not identify a recipient MTS-user; the **OR-name** of that intended-recipient also contained a **directory-name** which was used to obtain from the Directory a different **OR-address** for that intended-recipient; the MTS redirected the message to the replacement **OR-address** for that intended-recipient.

8.3.1.1.1.6 *Other-recipient-names*

If the originator of the message requested disclosure of other recipients, this argument contains the **OR-names** of the originally-specified recipients other than the one (if any) identified by either the **originally-intended-recipient-name** argument, if present, or else by the **this-recipient-name** argument. This argument shall be generated by the MTS if, and only if, the message-submission abstract-operation had the **disclosure-of-other-recipients** argument set to **disclosure-of-other-recipients-requested** and there is at least one such other recipient.

Each **other-recipient-name** contains the **OR-name** of an individual recipient or a DL.

Note – If DL expansion has been performed, the **OR-names** of the DL's members are not disclosed. The **OR-name** of the DL is disclosed if, and only if, it is that of an originally-specified recipient.

8.3.1.1.1.7 *DL-expansion-history*

This argument contains the sequence of **OR-names** of any DLs which have been expanded to add recipients to the copy of the message delivered to the recipient and the **Time** of each expansion. It shall be generated by the MTS if any DL-expansion has occurred.

8.3.1.1.1.8 *Converted-encoded-information-types*

This argument identifies the **encoded-information-types** of the message **content** after conversion, if conversion took place. It may be generated by the MTS.

8.3.1.1.2 *Results*

Table 16/X.411 lists the results of the Message-delivery abstract-operation, and for each result qualifies its presence and identifies the clause in which the result is defined.

TABLE 16/X.411

Message-delivery Results

Result	Presence	Clause
Proof of Delivery Results		
Recipient-certificate	O	8.3.1.1.2.1
Proof-of-delivery	C	8.3.1.1.2.2

8.3.1.1.2.1 *Recipient-certificate*

This argument contains the **certificate** of the recipient of the message. It shall be generated by a trusted source (e.g. a certification-authority), and may be supplied by the recipient of the message, if the originator of the message requested **proof-of-delivery** (see 8.2.1.1.1.32) and an asymmetric-encryption-algorithm is used to compute the **proof-of-delivery**.

The **recipient-certificate** may be used to convey a verified copy of the public-asymmetric-encryption-key (**subject-public-key**) of the recipient of the message.

The recipient's public-asymmetric-encryption-key may be used by the originator of the message to validate the **proof-of-delivery**.

8.3.1.1.2.2 *Proof-of-delivery*

This argument provides the originator of the message with proof that the message has been delivered to the recipient (to provide the Proof of Delivery element-of-service as defined in CCITT Rec. X.400 | ISO/IEC 10021-1). Depending on the encryption-algorithm used and the security-policy in force, this argument may also provide the Non Repudiation of Delivery element-of-service (as defined in CCITT Rec. X.400 | ISO/IEC 10021-1). It shall be generated by the recipient of the message, if the originator of the message requested **proof-of-delivery** (see 8.2.1.1.1.32).

The **proof-of-delivery** is computed using the algorithm identified by the **proof-of-delivery-algorithm-identifier** (an **algorithm-identifier**).

The **proof-of-delivery** contains the **proof-of-delivery-algorithm-identifier**, and an encrypted function (e.g. a compressed or hashed version) of the **proof-of-delivery-algorithm-identifier**, the **delivery-time**, and the **this-recipient-name**, the **originally-intended-recipient-name**, the message **content**, the **content-identifier**, and the **message-security-label** of the delivered message. Optional components are included in the **proof-of-delivery** if they are present in the delivered message. Note that the **proof-of-delivery** is computed using the message **content** as delivered (i.e. either unencrypted or encrypted).

Note that receipt of this argument provides the originator of the message with Proof of Delivery of the message to the recipient. Non-receipt of this argument provides neither Proof of Delivery nor proof of non-delivery (unless a secure route and trusted functionality are employed).

If an asymmetric-encryption-algorithm is used, the **proof-of-delivery** may be computed by the recipient of the message using the recipient's secret-asymmetric-encryption-key. The originator of the message may validate the **proof-of-delivery** using the recipient's public-asymmetric-encryption-key (**subject-public-key**) derived from the **recipient-certificate**. An asymmetric **proof-of-delivery** may also provide for Non Repudiation of Delivery.

If a symmetric-algorithm is used, a symmetric-encryption-key is used by the recipient to compute the **proof-of-delivery**, and by the originator to validate the **proof-of-delivery**. Note that if a symmetric-encryption-algorithm is used then the **proof-of-delivery** can only provide Non Repudiation of Delivery if the security-policy in force provides for the involvement of a third party acting as a notary. The means by which the symmetric-encryption-key is distributed is not currently defined by this Recommendation.

8.3.1.1.3 *Abstract-errors*

Table 17/X.411 lists the abstract-errors that may disrupt the Message-delivery abstract-operation, and for each abstract-error identifies the clause in which the abstract-error is defined.

TABLE 17/X.411

Message-delivery Abstract-errors

Abstract-errors	Clause
Delivery-control-violated	8.3.2.1
Security-error	8.3.2.3
Unsupported-critical-function	8.3.2.4

8.3.1.2 *Report-delivery*

The **Report-delivery** abstract-operation enables the MTS to acknowledge to the MTS-user one or more outcomes of a previous invocation of the Message-submission or Probe-submission abstract-operations.

For the Message-submission abstract-operation, the Report-delivery abstract-operation indicates the delivery or non-delivery of the submitted message to one or more recipients.

For the Probe-submission abstract-operation, the Report-delivery abstract-operation indicates whether or not a message could be delivered, or a DL-expansion could occur, if the message were to be submitted.

A single invocation of the Message-submission or Probe-submission abstract-operation may provoke several occurrences of the Report-delivery abstract-operation, each covering one or more intended recipients. A single occurrence of the Report-delivery abstract-operation may report on both delivery and non-delivery to different recipients.

An invocation of the Message-submission or Probe-submission abstract-operation by one MTS-user may provoke occurrences of the Report-delivery abstract-operation to another MTS-user, i.e. reports delivered to the owner of a DL.

The MTS-user shall not refuse to accept the delivery of a report unless the delivery of the report would violate the Delivery-control restrictions then in force.

8.3.1.2.1 *Arguments*

Table 18/X.411 lists the arguments of the Report-delivery abstract-operation, and for each argument qualifies its presence and identifies the clause in which the argument is defined.

TABLE 18/X.411

Report-delivery arguments

Argument	Presence	Clause
Subject submission argument		
Subject-submission-identifier	M	8.3.1.2.1.1
Recipient arguments		
Actual-recipient-name	M	8.3.1.2.1.2
Intended-recipient-name	C	8.3.1.1.1.4
Redirection-reason	C	8.3.1.1.1.5
Originator-and-DL-expansion-history	C	8.3.1.2.1.3
Reporting-DL-name	C	8.3.1.2.1.4
Conversion arguments		
Converted-encoded-information-types	C	8.3.1.2.1.5
Supplementary information arguments		
Supplementary-information	C	8.3.1.2.1.6
Physical-forwarding-address	C	8.3.1.2.1.7
Delivery arguments		
Message-delivery-time	C	8.3.1.2.1.8
Type-of-MTS-user	C	8.3.1.2.1.9
Non-delivery arguments		
Non-delivery-reason-code	C	8.3.1.2.1.10
Non-delivery-diagnostic-code	C	8.3.1.2.1.11
Security arguments		
Recipient-certificate	C	8.3.1.1.2.1
Proof-of-delivery	C	8.3.1.1.2.2
Reporting-MTA-certificate	C	8.3.1.2.1.12
Report-origin-authentication-check	C	8.3.1.2.1.13
Message-security-label	C	8.2.1.1.1.30
Contents arguments		
Original-encoded-information-types	C	8.2.1.1.1.33
Content-type	C	8.2.1.1.1.34
Content-identifier	C	8.2.1.1.1.35
Content-correlator	C	8.2.1.1.1.36
Returned-content	C	8.3.1.2.1.14

8.3.1.2.1.1 *Subject-submission-identifier*

This argument contains the **message-submission-identifier** or the **probe-submission-identifier** of the subject of the report. It shall be supplied by the MTS.

8.3.1.2.1.2 *Actual-recipient-name*

This argument contains the **OR-name** of a recipient of the message. It shall be generated by the originator of the message, or by the MTS if the message has been redirected. A different value of this argument shall be specified for each recipient of the subject to which this report relates.

In the case of a delivery report, the **actual-recipient-name** is the name of the actual recipient of the message, and has the same value as the **this-recipient-name** argument of the delivered message. In the case of a non-delivery-report, the **actual-recipient-name** is the **OR-name** of the recipient to which the message was being directed when the reason for non-delivery was encountered.

The **actual-recipient-name** may be an originally-specified **recipient-name**, or the **OR-name** of an alternate-recipient if the message has been redirected. If the message has been redirected, the **OR-name** of the intended-recipient is contained in the **intended-recipient-name** argument.

The **actual-recipient-name** contains the **OR-name** of an individual recipient or DL.

8.3.1.2.1.3 *Originator-and-DL-expansion-history*

This argument contains a sequence of **OR-names** and associated times which document the history of the origin of the subject-message. The first **OR-name** in the sequence is the **OR-name** of the originator of the subject, and the remainder of the sequence is a sequence of **OR-names** of the DLs that have been expanded in directing the subject towards the recipient (the latter being the same as the **DL-expansion-history**). It shall be generated by the originating-MTA of the report if any DL-expansion has occurred on the subject.

The **originator-and-DL-expansion-history** contains the **OR-name** of the originator of the subject and each DL, and the **Time** at which the associated event occurred.

8.3.1.2.1.4 *Reporting-DL-name*

This argument contains the **OR-name** of the DL that forwarded the report to the owner of the DL. It shall be generated by a DL-expansion-point (an MTA) when forwarding a report to the owner of the DL, in line with the reporting-policy of the DL.

The **reporting-DL-name** contains the **OR-name** of the DL forwarding the report.

8.3.1.2.1.5 *Converted-encoded-information-types*

This argument identifies the **encoded-information-types** of the subject-message **content** after conversion, if conversion took place. For a report on a message, this argument indicates the actual **encoded-information-types** of the converted message **content**. For a report on a probe, this argument indicates the **encoded-information-types** the subject-message **content** would have contained after conversion, if the subject-message were to have been submitted. It may be generated by the MTS. A different value of this parameter may be specified for each recipient of the subject to which the report relates.

8.3.1.2.1.6 *Supplementary-information*

This argument may contain information supplied by the originator of the report, as a printable string. It may be generated by the originating-MTA of the report or an associated access-unit. A different value of this argument may be specified for each intended recipient of the subject to which the report relates.

Supplementary-information may be used by a Teletex-access-unit or a Teletex/Telex conversion facility. It may contain a Received Answer-back, Telex Transmission Duration, or Note and Received Recorded Message as a printable string.

Supplementary-information may also be used by other access-units, or by the originating-MTA of the report itself, to convey printable information to the originator of the message.

8.3.1.2.1.7 *Physical-forwarding-address*

This argument contains the new **postal-OR-address** of the physical-recipient of the message. It may be generated by the associated PDAU of the originating-MTA of the report, if the originator of the message requested the physical-forwarding-address of the recipient (see 8.2.1.1.1.16). A different value of this argument may be specified for each intended recipient of the subject-message to which the report relates.

8.3.1.2.1.8 *Message-delivery-time*

This argument contains the **Time** at which the subject-message was (or would have been) delivered to the recipient MTS-user. It shall be generated by the MTS if the message was (or would have been) successfully delivered. A different value of this argument may be specified for each intended-recipient of the subject to which the report relates.

In the case of physical delivery, this argument indicates the **Time** at which the PDAU has taken responsibility for printing and further delivery of the message.

If the subject-message was delivered, the value of this argument shall be the same as the value of the **message-delivery-time** argument of the delivered message (see 8.3.1.1.1.2).

8.3.1.2.1.9 *Type-of-MTS-user*

This argument indicates the type of recipient MTS-user to which the message was (or would have been) delivered. It shall be generated by the MTS if the message was (or would have been) successfully delivered. A different value of this argument may be specified for each intended-recipient of the subject to which the report relates.

This argument may have one of the following values:

— **public**: A UA owned by an Administration;

— **private**: A UA owned by other than an Administration;

— **ms**: A message-store;

— **DL**: A distribution-list;

— **PDAU**: A physical-delivery-access-unit (PDAU);

— **physical-recipient**: A physical-recipient of a PDS;

— **other**: An access-unit of another kind.

8.3.1.2.1.10 *Non-delivery-reason-code*

This argument contains a code indicating the reason the delivery of the subject-message failed (or, in the case of a probe, would have failed). It shall be generated by the MTS if the message was (or would have been) unsuccessfully delivered. A different value of this argument may be specified for each intended-recipient of the subject to which the report relates.

This argument may have one of the following values:

— **transfer-failure**: Indicates that, while the MTS was attempting to deliver or probe delivery of the subject-message, some communication failure prevented it from doing so;

— **unable-to-transfer**: Indicates that, due to some problem with the subject itself, the MTS could not deliver or probe delivery of the subject-message;

— **conversion-not-performed**: Indicates that a conversion necessary for the delivery of the subject-message was (or would be) unable to be performed;

— **physical-rendition-not-performed**: Indicates that the PDAU was unable to physically render the subject-message;

— **physical-delivery-not-performed**: Indicates that the PDS was unable to physically deliver the subject-message;

— **restricted-delivery**: Indicates that the recipient subscribes to the restricted-delivery element-of-service (as defined in CCITT Rec. X.400 | ISO/IEC 10021-1) which prevented (or would prevent) the delivery of the subject-message;

— **directory-operation-unsuccessful**: Indicates that the outcome of a required Directory operation was unsuccessful;

— **deferred-delivery-not-performed**: Indicates that a request for deferred delivery of the subject-message was unable to be performed.

Other **non-delivery-reason-codes** may be specified in future versions of this Recommendation.

Further information on the nature of the problem preventing delivery is contained in the **non-delivery-diagnostic-code** argument.

8.3.1.2.1.11 *Non-delivery-diagnostic-code*

This argument contains a code indicating the nature of the problem which caused delivery or probing of delivery of the subject-message, to fail. It may be generated by the MTS if the message was (or would have been) unsuccessfully delivered. A different value of this argument may be specified for each intended-recipient of the subject to which the report relates.

This argument may have one of the following values:

— **unrecognized-OR-name**: The **recipient-name** argument of the subject does not contain an **OR-name** recognized by the MTS;

— **ambiguous-OR-name**: The **recipient-name** argument of the subject identifies more than one potential recipient (i.e., is ambiguous);

— **MTS-congestion**: The subject could not be progressed, due to congestion in the MTS;

— **loop-detected**: The subject was detected looping within the MTS;

— **recipient-unavailable**: The recipient MTS-user was (or would be) unavailable to take delivery of the subject-message;

— **maximum-time-expired**: The maximum time for delivering the subject-message, or performing the subject-probe, expired;

— **encoded-information-types-unsupported**: The encoded-information-types of the subject-message are unsupported by the recipient MTS-user;

— **content-too-long**: The **content-length** of the subject-message is too long for the recipient MTS-user to take delivery (exceeds the deliverable-maximum-content-length);

— **conversion-impractical**: A conversion required for the subject-message to be delivered is impractical;

— **implicit-conversion-prohibited**: A conversion required for the subject-message to be delivered has been prohibited by the originator of the subject (see 8.2.1.1.1.9);

— **implicit-conversion-not-subscribed**: A conversion required for the subject-message to be delivered has not been subscribed to by the recipient;

— **invalid-arguments**: One or more arguments in the subject was detected as being invalid;

— **content-syntax-error**: A syntax error was detected in the content of the subject-message (not applicable to subject-probes);

— **size-constraint-violation**: Indicates that the value of one or more parameters(s) of the subject violated the size constraints defined in this Recommendation, and that the MTS was not prepared to handle the specified value(s);

— **protocol-violation**: Indicates that one or more mandatory argument(s) were missing from the subject;

— **content-type-not-supported**: Indicates that processing of a **content-type** not supported by the MTS was (or would be) required to deliver the subject-message;

— **too-many-recipients**: Indicates that the MTS was (or would be) unable to deliver the subject-message due to the number of specified recipients of the subject-message (see 8.2.1.1.1.2);

— **no-bilateral-agreement**: Indicates that delivery of the subject-message required (or would require) a bilateral agreement where no such agreement exists;

— **unsupported-critical-function**: Indicates that a critical function required for the transfer or delivery of the subject-message was not supported by the originating-MTA of the report;

— **conversion-with-loss-prohibited**: A conversion required for the subject-message to be delivered would have resulted in loss of information; conversion with loss of information was prohibited by the originator of the subject (see 8.2.1.1.1.10);

— **line-too-long**: A conversion required for the subject-message to be delivered would have resulted in loss of information because the original line length was too long;

— **page-split**: A conversion required for the subject-message to be delivered would have resulted in loss of information because an original page would be split;

— **pictorial-symbol-loss**: A conversion required for the subject-message to be delivered would have resulted in loss of information because of a loss of one or more pictorial symbols;

— **punctuation-symbol-loss**: A conversion required for the subject-message to be delivered would have resulted in loss of information because of a loss of one or more punctuation symbols;

— **alphabetic-character-loss**: A conversion required for the subject-message to be delivered would have resulted in loss of information because of a loss of one or more alphabetic characters;

— **multiple-information-loss**: A conversion required for the subject-message to be delivered would have resulted in multiple loss of information;

— **recipient-reassignment-prohibited**: Indicates that the MTS was (or would be) unable to deliver the subject-message because the originator of the subject prohibited redirection to a **recipient-assigned-alternate-recipient** (see 8.2.1.1.1.4);

— **redirection-loop-detected**: The subject-message could not be redirected to an alternate-recipient because that recipient had previously redirected the message (redirection-loop);

— **expansion-prohibited**: Indicates that the MTS was (or would be) unable to deliver the subject-message because the originator of the subject prohibited the expansion of DLs (see 8.2.1.1.1.6);

— **no-submit-permission**: The originator of the subject (or the DL of which this DL is a member, in the case of nested DLs) does not have permission to submit messages to this DL;

— **expansion-failure**: Indicates that the MTS was unable to complete the expansion of a DL;

— **physical-rendition-attributes-not-supported**: The PDAU does not support the physical-rendition-attributes requested (see 8.2.1.1.1.20);

— **undeliverable-mail-physical-delivery-address-incorrect**: The subject-message was undeliverable because the specified recipient **postal-OR-address** was incorrect;

— **undeliverable-mail-physical-delivery-office-incorrect-or-invalid**: The subject-message was undeliverable because the physical-delivery-office identified by the specified recipient **postal-OR-address** was incorrect or invalid (does not exist);

— **undeliverable-mail-physical-delivery-address-incomplete**: The subject-message was undeliverable because the specified recipient **postal-OR-address** was incompletely specified;

— **undeliverable-mail-recipient-unknown**: The subject-message was undeliverable because the recipient specified in the recipient **postal-OR-address** was not known at that address;

— **undeliverable-mail-recipient-deceased**: The subject-message was undeliverable because the recipient specified in the recipient **postal-OR-address** is deceased;

— **undeliverable-mail-organization-expired**: The subject-message was undeliverable because the recipient organization specified in the recipient **postal-OR-address** has expired;

— **undeliverable-mail-recipient-refused-to-accept**: The subject-message was undeliverable because the recipient specified in the recipient **postal-OR-address** refused to accept it;

— **undeliverable-mail-recipient-did-not-claim**: The subject-message was undeliverable because the recipient specified in the recipient **postal-OR-address** did not collect the mail;

— **undeliverable-mail-recipient-changed-address-permanently**: The subject-message was undeliverable because the recipient specified in the recipient **postal-OR-address** had changed address permanently ('moved'), and forwarding was not applicable;

— **undeliverable-mail-recipient-changed-address-temporarily**: The subject-message was undeliverable because the recipient specified in the recipient **postal-OR-address** had changed address temporarily ('on travel'), and forwarding was not applicable;

— **undeliverable-mail-recipient-changed-temporary-address**: The subject-message was undeliverable because the recipient specified in the recipient **postal-OR-address** had changed temporary address ('departed'), and forwarding was not applicable;

— **undeliverable-mail-new-address-unknown**: The subject-message was undeliverable because the recipient has moved and the recipient's new address is unknown;

— **undeliverable-mail-recipient-did-not-want-forwarding**: The subject-message was undeliverable because delivery would have required physical-forwarding which the recipient did not want;

— **undeliverable-mail-originator-prohibited-forwarding**: The physical-forwarding required for the subject-message to be delivered has been prohibited by the originator of the subject-message (see 8.2.1.1.1.15);

— **secure-messaging-error**: The subject could not be progressed because the message security label would violate the security-policy in force, which goes against the security context;

— **unable-to-downgrade**: The subject could not be transferred because it could not be downgraded (see Annex B of CCITT Rec. X.419 | ISO/IEC 10021-6);

— **unable-to-complete-transfer**: Receiving system has indicated that it is permanently unable to complete transfer of the subject; for example, when the transfer is of such a size that it could never be accepted;

— **transfer-attempts-limit-reached**: The maximum number or time duration of repeat attempts to transfer the subject was reached.

Other **non-delivery-diagnostic-codes** may be specified in future versions of this Recommendation.

8.3.1.2.1.12 *Reporting-MTA-certificate*

This argument contains the **certificate** of the MTA that generated the report. It shall be generated by a trusted source (e.g. a certification-authority), and may be supplied by the reporting-MTA if a **report-origin-authentication-check** is supplied.

The **reporting-MTA-certificate** may be used to convey a verified copy of the public-asymmetric-encryption-key (**subject-public-key**) of the reporting-MTA.

The reporting-MTA's public-asymmetric-encryption-key may be used by the originator of the message, and any MTA through which the report is transferred, to validate the **report-origin-authentication-check**.

8.3.1.2.1.13 *Report-origin-authentication-check*

This argument provides the originator of the subject-message (or -probe), and any other MTA through which the report is transferred, with a means of authenticating the origin of the report (to provide the Report Origin Authentication element-of-service as defined in CCITT Rec. X.400 | ISO/IEC 10021-1). It may be generated by the reporting-MTA if a **message-** (or **probe-**) **origin-authentication-check** was present in the subject.

The **report-origin-authentication-check** provides proof of the origin of the report (Report Origin Authentication), and proof of association between the **message-security-label** and the report.

The **report-origin-authentication-check** is computed using the algorithm identified by the **report-origin-authentication-algorithm-identifier** (an **algorithm-identifier**).

The **report-origin-authentication-check** contains the **report-origin-authentication-algorithm-identifier** and an asymmetrically-encrypted hashed version of:

— the **report-origin-authentication-algorithm-identifier**;

— the **content-identifier** of the subject;

— the **message-security-label** of the subject;

— and all values of the following (per-recipient) arguments:

  — the **actual-recipient-name**;

  — the **originally-intended-recipient-name**; and:

  — for a delivery-report:

    — the **message-delivery-time**;

    — the **type-of-MTS-user**;

    — the **recipient-certificate** if requested by the originator of the message for recipients to which the report relates;

    — the **proof-of-delivery** if requested by the originator of the message for recipients to which the report relates and if the report is on a message; or

      — for a non-delivery-report:

      — the **non-delivery-reason-code**; and

      — the **non-delivery-diagnostic-code**.

Optional components are included in the **report-origin-authentication-check** if they are present in the report.

The **report-origin-authentication-check** may be computed by the reporting-MTA using the reporting-MTA's secret-asymmetric-encryption-key. The **report-origin-authentication-check** may be validated by the originator of the subject, and any MTA through which the report is transferred, using the reporting-MTA's public-asymmetric-encryption-key (**subject-public-key**) derived from the **reporting-MTA-certificate**.

Future versions of this Recommendation may define other forms of **report-origin-authentication-check** (based on symmetric-encryption-techniques) which may be used by MTAs through which the report is transferred to authenticate the origin of the report.

8.3.1.2.1.14 *Returned-content*

This argument contains the **content** of the subject-message if the originator of the subject-message indicated that the **content** was to be returned (see 8.2.1.1.1.23). It shall be generated by the originator of the message, and may be returned by the MTS (if the reporting-MTA or originating-MTA supports the Return of Content element-of-service).

This argument may only be present if there is at least one non-delivery report in the Report-delivery, and if the recipient of the report is the originator of the subject-message (and not, for example, the owner of a DL (see 8.3.1.2.1.4)).

This argument shall not be present if any **encoded-information-type** conversion has been performed on the **content** of the subject-message.

8.3.1.2.2 *Results*

The Report-delivery abstract-operation returns an empty result as indication of success.

8.3.1.2.3 *Abstract-errors*

Table 19/X.411 lists the abstract-errors that may disrupt the Report-delivery abstract-operation, and for each abstract-error identifies the clause in which the abstract-error is defined.

TABLE 19/X.411

Report-delivery abstract-errors

Abstract-error	Clause
Delivery-control-violated	8.3.2.1
Security-error	8.3.2.3
Unsupported-critical-function	8.3.2.4

8.3.1.3 *Delivery-control*

The Delivery-control abstract-operation enables the MTS-user to temporarily limit the delivery-port abstract-operations that the MTS may invoke, and the messages that the MTS may deliver to the MTS-user via the Message-delivery abstract-operation.

The MTS shall hold until a later time, rather than abandon, abstract-operations and messages presently forbidden.

The successful completion of the abstract-operation signifies that the specified controls are now in force. These controls supersede any previously in force, and remain in effect until the association is released, the MTS-user re-invokes the Delivery-control abstract-operation, or the MTS-user invokes the administration-port Register abstract-operation to impose constraints more severe than the specified controls.

The abstract-operation returns an indication of any abstract-operations that the MTS would invoke, or any message types that the MTS would deliver or report, were it not for the prevailing controls.

8.3.1.3.1 *Arguments*

Table 20/X.411 lists the arguments of the Delivery-control abstract-operation, and for each argument qualifies its presence and identifies the clause in which the argument is defined.

TABLE 20/X.411

Delivery-control arguments

Arguments	Presence	Clause
Delivery control arguments		
Restrict	O	8.3.1.3.1.1
Permissible-operations	O	8.3.1.3.1.2
Permissible-lowest-priority	O	8.3.1.3.1.3
Permissible-encoded-information-types	O	8.3.1.3.1.4
Permissible-content-types	O	8.3.1.3.1.5
Permissible-maximum-content-length	O	8.3.1.3.1.6
Permissible-security-context	O	8.3.1.3.1.7

8.3.1.3.1.1 *Restrict*

This argument indicates whether the controls on delivery-port abstract-operations are to be updated or removed. It may be generated by the MTS-user.

This argument may have one of the following values:

— **update**: The other arguments update the prevailing controls;

— **remove**: All temporary controls are to be removed (the default controls registered with the MTS by means of the administration-port Register abstract-operation shall apply); the other arguments are to be ignored.

In the absence of this argument, the default **update** shall be assumed.

8.3.1.3.1.2 *Permissible-operations*

This argument indicates the abstract-operations that the MTS may invoke on the MTS-user. It may be generated by the MTS-user.

This argument may have the value **allowed** or **prohibited** for each of the following:

— **message-delivery**: The MTS may/may not invoke the Message-delivery abstract-operation; and

— **report-delivery**: The MTS may/may not invoke the Report-delivery abstract-operation.

Other delivery-port abstract-operations are not subject to controls, and may be invoked at any time.

In the absence of this argument, the abstract-operations that the MTS may invoke on the MTS-user are unchanged. If there has been no previous invocation of the Delivery-control abstract-operation on the association, the default control registered with the MTS by means of the administration-port Register abstract-operation shall apply.

8.3.1.3.1.3 *Permissible-lowest-priority*

This argument contains the **priority** of the lowest priority message that the MTS shall deliver to the MTS-user via the Message-delivery abstract-operation. It may be generated by the MTS-user.

This argument may have one of the following values of the **priority** argument of the Message-submission abstract-operation: normal, non-urgent or urgent.

In the absence of this argument, the **priority** of the lowest priority message that the MTS shall deliver to the MTS-user is unchanged. If there has been no previous invocation of the Delivery-control abstract-operation on the association, the default control registered with the MTS by means of the administration-port Register abstract-operation shall apply.

8.3.1.3.1.4 *Permissible-encoded-information-types*

This argument indicates the only **encoded-information-types** that shall appear in messages that the MTS shall deliver to the MTS-user via the Message-delivery abstract-operation. It may be generated by the MTS-user.

The **permissible-encoded-information-types** specified shall be among those allowed long-term due to a previous invocation of the administration-port Register abstract-operation (**deliverable-encoded-information-types**).

In the absence of this argument, the **permissible-encoded-information-types** that the MTS may deliver to the MTS-user are unchanged. If there has been no previous invocation of the Delivery-control abstract-operation on the association, the default control registered with the MTS by means of the administration-port Register abstract-operation shall apply.

8.3.1.3.1.5 *Permissible-content-types*

This argument indicates the only content-types that shall appear in messages that the MTS shall deliver to the MTS-user via the Message-delivery abstract-operation. It may be generated by the MTS-user.

The **permissible-content-types** specified shall be among those allowed long-term due to a previous invocation of the administration-port Register abstract-operation (**deliverable-content-types**).

In the absence of this argument, the **permissible-content-types** that the MTS may deliver to the MTS-user are unchanged. If there has been no previous invocation of the Delivery-control abstract-operation on the association, the default control registered with the MTS by means of the administration-port Register abstract-operation shall apply.

8.3.1.3.1.6 *Permissible-maximum-content-length*

This argument contains the **content-length**, in octets, of the longest-content message that the MTS shall deliver to the MTS-user via the Message-delivery abstract-operation. It may be generated by the MTS-user.

The **permissible-maximum-content-length** shall not exceed that allowed long-term due to a previous invocation of the administration-port Register abstract-operation (**deliverable-maximum-content-length**).

In the absence of this argument, the **permissible-maximum-content-length** of a message that the MTS may deliver to the MTS-user is unchanged. If there has been no previous invocation of the Delivery-control abstract-operation on the association, the default control registered with the MTS by means of the administration-port Register abstract-operation shall apply.

8.3.1.3.1.7 *Permissible-security-context*

This argument temporarily limits the sensitivity of delivery-port abstract-operations (delivery-security-context) that the MTS may invoke on the MTS-user. It is a temporary restriction of the **security-context** established when the association was initiated (see 8.1.1.1.1.4). It may be generated by the MTS-user.

The **permissible-security-context** comprises one or more **security-labels** from the set of **security-labels** established as the **security-context** when the association was established.

In the absence of this argument, the **security-context** of delivery-port abstract-operations is unchanged.

8.3.1.3.2 *Results*

Table 21/X.411 lists the results of the Delivery-control abstract-operation, and for each result qualifies its presence and identifies the clause in which the result is defined.

TABLE 21/X.411

Delivery-control arguments

Arguments	Presence	Clause
Delivery control arguments		
Waiting-operations	O	8.3.1.3.2.1
Waiting-messages	O	8.3.1.3.2.2
Waiting-encoded-information-types	O	8.3.1.3.2.3
Waiting-content-types	O	8.3.1.3.2.4

8.3.1.3.2.1 *Waiting-operations*

This result indicates the abstract-operations being held by the MTS, and that the MTS would invoke on the MTS-user if it were not for the prevailing controls. It may be generated by the MTS.

This result may have the value **holding** or **not-holding** for each of the following:

— **message-delivery**: The MTS is/is not holding messages, and would invoke the Message-delivery abstract-operation on the MTS-user if it were not for the prevailing controls; and

— **report-delivery**: The MTS is/is not holding reports, and would invoke the Report-delivery abstract-operation on the MTS-user if it were not for the prevailing controls.

In the absence of this result, it may be assumed that the MTS is not holding any messages or reports for delivery due to the prevailing controls.

8.3.1.3.2.2 *Waiting-messages*

This result indicates the kind of messages the MTS is holding for delivery to the MTS-user, and would deliver via the Message-delivery abstract-operation, if it were not for the prevailing controls. It may be generated by the MTS.

This result may have one or more of the following values:

— **long-content**: The MTS has messages held for delivery to the MTS-user which exceed the **permissible-maximum-content-length** control currently in force;

— **low-priority**: The MTS has messages held for delivery to the MTS-user of a lower priority than the **permissible-lowest-priority** control currently in force;

— **other-security-labels**: The MTS has messages held for delivery to the MTS-user bearing **message-security-labels** other than those permitted by the current security-context.

In the absence of this result, it may be assumed that the MTS is not holding any messages for delivery to the MTS-user due to the **permissible-maximum-content-length**, **permissible-lowest-priority** or **permissible-security-context** controls currently in force.

8.3.1.3.2.3 *Waiting-encoded-information-types*

This result indicates the **encoded-information-types** in the **content** of any messages held by the MTS for delivery to the MTS-user due to prevailing controls. It may be generated by the MTS.

In the absence of this result, the **encoded-information-types** of any messages held by the MTS for delivery to the MTS-user are **unspecified**.

8.3.1.3.2.4 *Waiting-content-types*

This result indicates the **content-types** of any messages held by the MTS for delivery to the MTS-user due to prevailing controls. It may be generated by the MTS.

In the absence of this result, the **content-types** of any messages held by the MTS for delivery to the MTS-user are **unspecified**.

8.3.1.3.3 *Abstract-errors*

Table 22/X.411 lists the abstract-errors that may disrupt the Delivery-control abstract-operation, and for each abstract-error identifies the clause in which the abstract-error is defined.

TABLEAU 22/X.411

Delivery-control abstract errors

Abstract-error	Clause
Control-violates-registration	8.3.2.2
Security-error	8.3.2.3

8.3.2 *Abstract-errors*

This clause defines the following delivery-port abstract-errors:

a) Delivery-control-violated;

b) Control-violates-registration;

c) Security-error;

d) Unsupported-critical-function.

8.3.2.1 *Delivery-control-violated*

The Delivery-control-violated abstract-error reports the violation by the MTS of a control on delivery-port abstract-operations imposed by the MTS-user via the Delivery-control abstract-operation.

The Deliver-control-violated abstract-error has no parameters.

8.3.2.2 *Control-violates-registration*

The Control-violates-registration abstract-error reports that the MTS is unable to accept the controls that the MTS-user attempted to impose on delivery-port abstract-operations because they violate existing registration parameters.

The Control-violates-registration abstract-error has no parameters.

8.3.2.3 *Security-error*

The Security-error abstract-error reports that the requested abstract-operation could not be provided by the MTS-user because it would violate the security-policy in force.

The Security-error abstract-error has the following parameters, generated by the MTS-user:

security-problem: An identifier for the cause of the violation of the security-policy.

8.3.2.4 *Unsupported-critical-function*

The Unsupported-critical-function abstract-error reports that an argument of the abstract-operation was marked as **critical-for-delivery** (see 9.2) but is unsupported by the MTS-user.

The Unsupported-critical-function abstract-error has no parameters.

8.4 *Administration Port*

This clause defines the abstract-operations and abstract-errors which occur at an administration-port.

8.4.1 *Abstract-operations*

This subclause defines the following administration-port abstract-operations:

a) Register;

b) Change-credentials.

8.4.1.1 *Register*

The Register abstract-operation enables an MTS-user to make long-term changes to various parameters of the MTS-user held by the MTS concerned with delivery of messages to the MTS-user.

Such changes remain in effect until overridden by re-invocation of the Register abstract-operation. However, some parameters may be temporarily overridden by invocation of the Delivery-control abstract-operation.

Note 1 — This abstract-operation shall be invoked before any other submission-port, delivery-port or administration-port abstract-operation may be used, or an equivalent registration by local means shall have taken place.

Note 2 — This abstract-operation does not encompass the standing parameters implied by the Alternate Recipient Assignment element-of-service and the Restricted Delivery element-of-service defined in CCITT Rec. X.400 | ISO/IEC 10021-1. The manner in which those parameters are supplied and modified are a local matter.

8.4.1.1.1 *Arguments*

Table 23/X.411 lists the arguments of the Register abstract-operation, and for each argument qualifies its presence and identifies the clause in which the argument is defined.

TABLE 23/X.411

Register arguments

Argument	Presence	Clause
Registration arguments		
User-name	O	8.4.1.1.1.1
User-address	O	8.4.1.1.1.2
Deliverable-encoded-information-types	O	8.4.1.1.1.3
Deliverable-content-types	O	8.4.1.1.1.4
Deliverable-maximum-content-length	O	8.4.1.1.1.5
Recipient-assigned-alternate-recipient	O	8.4.1.1.1.6
User-security-labels	O	8.4.1.1.1.7
Default delivery control arguments		8.4.1.1.1.8
Restrict	O	8.3.1.3.1.1
Permissible-operations	O	8.3.1.3.1.2
Permissible-lowest-priority	O	8.3.1.3.1.3
Permissible-encoded-information-types	O	8.3.1.3.1.4
Permissible-content-types	O	8.3.1.3.1.5
Permissible-maximum-content-length	O	8.3.1.3.1.6

8.4.1.1.1.1 *User-name*

This argument contains the **OR-name** of the MTS-user, if the **user-name** is to be changed. It may be generated by the MTS-user.

In the absence of this argument, the **user-name** of the MTS-user remains unchanged.

An MD is not required to provide MTS-users with the ability to change their **OR-names**. If it does so, the MD may restrict that ability. It may prohibit certain MTS-users from changing their **OR-names**, or it may restrict the scope of the change to a locally defined subset of the components of their **OR-names**. A proposed new **OR-name** shall be rejected if it is already assigned to another MTS-user.

8.4.1.1.1.2 *User-address*

This argument contains the **user-address** of the MTS-user, if it is required by the MTS and if it is to be changed. It may be generated by the MTS-user.

The **user-address** may contain one of the following forms of address of the MTS-user:

— the **X.121-address** and/or the **TSAP-ID** (transport service access point identifier); or

— the **PSAP-address** (presentation service access point address).

Other forms of **user-address** may be defined in future versions of this Recommendation.

In the absence of this argument, the **user-address** of the MTS-user (if any) remains unchanged.

8.4.1.1.1.3 *Deliverable-encoded-information-types*

This argument indicates the **encoded-information-types** that the MTS shall permit to appear in messages delivered to the MTS-user, if they are to be changed. It may be generated by the MTS-user.

The MTS shall reject as undeliverable any message for an MTS-user for which the MTS-user is not registered to accept delivery of all of the **encoded-information-types** of the message. Note that the MTS-user may register to receive the **undefined encoded-information-type**. **Deliverable-encoded-information-types** also indicate the possible **encoded-information-types** to which implicit conversion can be performed.

In the absence of this argument, the **deliverable-encoded-information-types** shall remain unchanged.

8.4.1.1.1.4 *Deliverable-content-types*

This argument indicates the **content-types** that the MTS shall permit to appear in messages delivered to the MTS-user, if they are to be changed. It may be generated by the MTS-user.

The MTS shall reject as undeliverable any message for an MTS-user for which the MTS-user is not registered to accept delivery of the **content-types** of the message. Note that the MTS-user may register to receive the **undefined content-type**.

In the absence of this argument, the **deliverable-content-types** shall remain unchanged.

8.4.1.1.1.5 *Deliverable-maximum-content-length*

This argument contains the **content-length**, in octets, of the longest-content message that the MTS shall permit to appear in messages delivered to the MTS-user, if it is to be changed. It may be generated by the MTS-user.

The MTS shall reject as undeliverable any message for an MTS-user for which the MTS-user is not registered to accept delivery of messages of its size.

In the absence of this argument, the **deliverable-maximum-content-length** of messages shall remain unchanged.

8.4.1.1.1.6 *Recipient-assigned-alternate-recipient*

This argument contains the **OR-name** of an alternate-recipient, specified by the MTS-user, to which messages are to be redirected, if the alternate-recipient is to be changed. It may be generated by the MTS-user. A different value of this argument may be specified for each value of **user-security-labels**.

If a **recipient-assigned-alternate-recipient** is registered and associated with a value of **user-security-labels**, messages bearing a matching **message-security-label** shall be redirected to the alternate-recipient. Messages bearing a **message-security-label** for which no **recipient-assigned-alternate-recipient** has been registered, shall not be redirected to a **recipient-assigned-alternate-recipient**.

If a single **recipient-assigned-alternate-recipient** is registered, and not associated with a value of **user-security-labels**, all messages shall be redirected to the alternate-recipient.

The **recipient-assigned-alternate-recipient** shall contain the **OR-name** of the alternate-recipient. If the **recipient-assigned-alternate-recipient** contains the **OR-name** of the MTS-user (see 8.4.1.1.1.1), no **recipient-assigned-alternate-recipient** is registered.

In the absence of this argument, the **recipient-assigned-alternate-recipient**, if any, remains unchanged.

8.4.1.1.1.7 *User-security-labels*

This argument contains the **security-labels** of the MTS-user, if they are to be changed. It may be generated by the MTS-user.

A **recipient-assigned-alternate-recipient** may be registered for any value of **user-security-labels**.

In the absence of this argument, the **user-security-labels** remain unchanged.

Note that some security-policies may only permit the **user-security-labels** to be changed in this way if a secure link is employed. Other local means of changing the **user-security-labels** in a secure manner may be provided.

8.4.1.1.1.8 *Default Delivery Control Arguments*

The default control arguments are the same as the arguments of the Delivery-control abstract-operation, and are defined in 8.3.1.3.1. Except for **permissible-security-context**, they may be generated by the MTS-user.

The default controls are registered as arguments of the Register abstract-operation. These defaults come into effect at the beginning of an association, and remain in effect until they are overridden by an invocation of the Delivery-control abstract-operation.

The default control arguments shall not admit messages whose delivery are prohibited by the prevailing registered values of the **deliverable-encoded-information-types** argument, the **deliverable-content-types** argument or the **deliverable-maximum-content-length** argument.

8.4.1.1.2 *Results*

The Register abstract-operation returns an empty result as indication of success.

8.4.1.1.3 *Abstract-errors*

Table 24/X.411 lists the abstract-errors that may disrupt the Register abstract-operation, and for each abstract-error identifies the clause in which the abstract-error is defined.

TABLE 24/X.411

Register abstract-errors

Abstract-error	Clause
Register-rejected	8.4.2.1
Remote-bind-error	8.2.2.10

8.4.1.2 *Change-credentials*

The Change-credentials abstract-operation enables the MTS-user to change the MTS-user's **credentials** held by the MTS, or enables the MTS to change the MTS's **credentials** held by the MTS-user.

The **credentials** are exchanged during the establishment of an association for the mutual authentication of identity of the MTS-user and the MTS.

The successful completion of the abstract-operation signifies that the **credentials** have been changed.

The disruption of the abstract-operation by an abstract-error indicates that the **credentials** have not been changed, either because the old **credentials** were incorrectly specified or that the new **credentials** are unacceptable.

8.4.1.2.1 *Arguments*

Table 25/X.411 lists the arguments of the Change-credentials abstract-operation, and for each argument qualifies its presence and identifies the sub-clause in which the argument is defined.

TABLE 25/X.411

Change credentials arguments

Argument	Presence	Clause
Credential arguments		
Old-credentials	M	8.4.1.2.1.1
New-credentials	M	8.4.1.2.1.2

8.4.1.2.1.1 *Old-credentials*

This argument contains the current (old) **credentials** of the invoker of the abstract-operation, held by the performer of the abstract-operation. It shall be generated by the invoker of the abstract-operation.

If only simple-authentication is used, the **credentials** comprise a simple **password** associated with the **user-name**, or **MTA-name**, of the invoker.

If strong-authentication is used, the **credentials** comprise the **certificate** of the invoker, generated by a trusted source (eg a certification-authority), and supplied by the invoker.

8.4.1.2.1.2 *New-credentials*

This argument contains the proposed new **credentials** of the invoker of the abstract-operation, to be held by the performer of the abstract-operation. It shall be generated by the invoker of the abstract-operation.

The **new-credentials** shall be of the same type (ie simple or strong) as the **old-credentials**, as defined in 8.4.1.2.1.1.

8.4.1.2.2 *Results*

The Change-credentials abstract-operation returns an empty result as indication of success.

8.4.1.2.3 *Abstract-errors*

Table 26/X.411 lists the abstract-errors that may disrupt the Change-credentials abstract-operation, and for each abstract-error identifies the clause in which the abstract-error is defined.

TABLE 26/X.411

Change credentials abstract-errors

Abstract-error	Clause
New-credentials-unacceptable	8.4.2.2
Old-credentials-incorrectly-specified	8.4.2.3
Remote-bind-error	8.2.2.10

8.4.2 *Abstract-errors*

This subclause defines the following administration-port abstract-errors:

a) Register-rejected

b) New-credentials-unacceptable

c) Old-credentials-incorrectly-specified.

8.4.2.1 *Register-rejected*

The Register-rejected abstract-error reports that the requested parameters cannot be registered because one or more are improperly specified.

The Register-rejected abstract-error has no parameters.

8.4.2.2 *New-credentials-unacceptable*

The New-credentials-unacceptable abstract-error reports that the **credentials** cannot be changed because the **new-credentials** are unacceptable.

The New-credentials-unacceptable abstract-error has no parameters.

8.4.2.3 *Old-credentials-incorrectly-specified*

The Old-credentials-incorrectly-specified abstract-error reports that the **credentials** cannot be changed because the current (**old-**) **credentials** were incorrectly specified.

The Old-credentials-incorrectly-specified abstract-error has no parameters.

8.5 *Common Parameter Types*

This clause defines a number of common parameter types of the MTS Abstract Service.

8.5.1 *MTS-identifier*

MTS-identifiers are assigned by the MTS to distinguish between messages and probes at the MTS Abstract Service, and between messages, probes and reports within the MTS.

The **MTS-identifier** assigned to a message at a submission-port (**message-submission-identifier**) is identical to the corresponding **message-identifier** at a transfer-port and corresponding **message-delivery-identifier** at a delivery-port. Similarly, the **MTS-identifier** assigned to a probe at a submission-port (**probe-submission-identifier**) is identical to the corresponding **probe-identifier** at a transfer-port. **MTS-identifiers** are also assigned to reports at transfer-ports (**report-identifier**).

An **MTS-identifier** comprises:

— a **local-identifier** assigned by the MTA, which unambiguously identifies the related event within the MD;

— the **global-domain-identifier** of the MD, which ensures that the **MTS-identifier** is unambiguous throughout the MTS.

8.5.2 *Global-domain-identifier*

A **global-domain-identifier** unambiguously identifies an MD within the MHS.

A **global-domain-identifier** is used to ensure that an **MTS-identifier** is unambiguous throughout the MTS, and for identifying the source of a **trace-information-element**.

In the case of an ADMD, a **global-domain-identifier** consists of the **country-name** and the **administration-domain-name** of the MD. For a PRMD, it consists of the **country-name** and, optionally, the **administration-domain-name** of the associated ADMD, plus a **private-domain-identifier**. The **private-domain-identifier** is a unique identification of the PRMD, and may be identical to the PRMD's **private-domain-name**. As a national matter, this identification may be either relative to the country denoted by the **country-name** or relative to the associated ADMD. If the identification is relative to the associated ADMD, then that **administration-domain-name** shall be present.

Note — The distinction between **private-domain-identifier** and **private-domain-name** has been retained for backward compatibility with Recommendation X.411 (1984). Often they will be identical.

8.5.3 *MTA-name*

An **MTA-name** is an identifier for an MTA that uniquely identifies the MTA within the MD to which it belongs.

8.5.4 *Time*

A **Time** parameter is specified in terms of UTC (Coordinated Universal Time), and may optionally also contain an offset to UTC to convey the local time. The precision of the time of day is to either one second or one minute, determined by the generator of the parameter.

8.5.5 *OR-name*

An **OR-name** identifies the originator or recipient of a message according to the principles of naming and addressing described in CCITT Rec. X.402 | ISO/IEC 10021-2.

At a submission-port, an **OR-name** comprises an **OR-address**, or a **directory-name**, or both (**OR-address-and-or-directory-name**). At all other types of port, an **OR-name** comprises an **OR-address** and, optionally, a **directory-name** (**OR-address-and-optional-directory-name**). A **directory-name** and an **OR-address** may each denote an individual originator or recipient, or a DL.

A **directory-name** is as defined in CCITT Rec. X.501 | ISO/IEC 9594-2. The MTS uses the **directory-name** only when the **OR-address** is absent or invalid.

An **OR-address** comprises a number of **standard-attributes** selected from those defined in Rec. X.402 | ISO/IEC 10021-2, and optionally a number of attributes defined by the MD to which the originator/recipient subscribes (**domain-defined-attributes**).

In the abstract syntax definition in clause 9, the standard attributes are represented by **built-in-standard-attributes** and by **extension-standard-attributes** and the domain-defined attributes are represented by **built-in-domain-defined-attributes** and by **extension-domain-defined-attributes**.

18.5 of CCITT Rec. X.402 | ISO/IEC 10021-2 specifies several **OR-address** forms. These define which standard and domain-defined attributes may be used together to construct a valid **OR-address**.

18.3 of CCITT Rec. 402 | ISO/IEC 10021-2 specifies rules indicating the character sets — numeric, printable, and teletex — from which the value of a particular standard attribute may be drawn, and hence it defines the valid combinations of the different variants of that standard attribute in the abstract syntax.

8.5.6 *Encoded-information-types*

The **encoded-information-types** of a message are the kind(s) of information that appear in its **content**. Both basic **encoded-information-types** and externally-defined **encoded-information-types** may be specified, otherwise the **encoded-information-types** of a message are **unspecified**.

The basic **encoded-information-types** are those originally specified in the Recommendation X.411 (1984). The **undefined** type is any type other than the specified externally-defined **encoded-information-types** and other than the following types. The **ia5-text** (teleprinter) type is defined in Recommendation T.50. The **g3-facsimile** type is defined in Recommendations T.4 and T.30. The **g4-class-1** type is defined in Recommendations T.5, T.6, T.400 and T.503. The **teletex** type is defined in Recommendations F.200, T.61 and T.60. The **videotex** type is defined in Recommendations T.100 and T.101. The **simple-formattable-document** (**sfd**) type and the **telex** type were defined in Recommendation X.420 (1984). The **mixed-mode** type is defined in Recommendations T.400 and T.501.

Note — SFD and TLX body parts are no longer defined in any 1992 CCITT Recommendation.

Externally-defined **encoded-information-types** are those which are not basic **encoded-information-types**.

In the abstract syntax definition in clause 9, the **encoded-information-types** are the logical union of **built-in-encoded-information-types** and **extended-encoded-information-types**. The latter are those to which object-identifiers have been allocated by an appropriate authority. They include both standardized and privately-defined **encoded-information-types**.

A basic **encoded-information-type** may be represented equivalently by a bit in the **built-in-encoded-information-types** or by an **extended-encoded-information-type**. Annex A acts as the registration authority for the object-identifiers to be used as the **extended-encoded-information-type** registrations of the basic **encoded-information-types**.

An externally-defined **encoded-information-type** is always represented by an **extended-encoded-information-type**. Other standards define object-identifiers that may be used as **extended-encoded-information-type**.

Non-basic-parameters are defined for the **g3-facsimile**, **teletex**, **g4-class-1** and **mixed-mode** basic **encoded-information-types** for backwards compatibility with the Recommendation X.411 (1984) only. It is recommended that for each required combination of a basic **encoded-information-type** and a specific set of **non-basic-parameters**, an externally-defined **encoded-information-type** be defined and used in preference.

Note that **non-basic-parameters** are likely to be removed from a future version of this Recommendation.

The **non-basic-parameters** for **g3-facsimile** correspond to the three- or four-octet Facsimile Information Field (FIF) conveyed by the Digital Command Signal (DCS) defined in Recommendation T.30. The parameters are: **two-dimensional**, **fine-resolution**, **unlimited-length**, **b4-length**, **a3-width**, **b4-width** and **uncompressed**.

The **non-basic-parameters** for **teletex** correspond to the non-basic terminal capability conveyed by the Command Document Start (CDS) defined in Recommendation T.62. The parameters are: optional **graphic-character-sets**, optional **control-character-sets**, optional **page-formats**, optional **miscellaneous-terminal-capabilities**, and a **private-use** parameter.

The **non-basic-parameters** for the **g4-class-1** and **mixed-mode** types specify optional resolution, optional graphic character sets, optional control character sets, and so on, which correspond to the parameters of the **presentation-capabilities** defined in Recommendations T.400, and T.503 and T.501.

Where **non-basic-parameters** are indicated, these parameters represent the logical 'OR' of the **non-basic-parameters** of each instance on the **encoded-information-type** in a message **content**. Thus, this parameter only serves to indicate whether there is **encoded-information-type** compatibility, or whether conversion is required. If conversion is required, the message **content** shall be inspected to determine which **non-basic-parameters** apply to any instance of the **encoded-information-type**.

8.5.7 *Certificate*

A **certificate** may be used to convey a verified copy of the public-asymmetric-encryption-key of the subject of the **certificate**.

A **certificate** contains one or more items of certification information. Each instance of certification information contains the following parameters:

— **signature-algorithm-identifier**: An **algorithm-identifier** for the algorithm used by the certification-authority that issued the **certificate** to compute the **signature**;

— **issuer**: The **directory-name** of the certification-authority that issued the **certificate**;

— **validity**: A date and time of day before which the **certificate** should not be used, and a date and time of day after which the **certificate** should not be relied upon;

— **subject**: The **directory-name** of the subject of the **certificate**;

— **subject-public-key**: The public-asymmetric-encryption-keys of the subject;

— **algorithm**: The **algorithm-identifiers**, associated with a **subject-public-key**;

— **signature**: An asymmetrically encrypted, hashed version of the above parameters computed by the certification-authority that issued the **certificate** using the algorithm identified by the **signature-algorithm-identifier** and the certification-authority's secret-asymmetric-encryption-key.

If the originator and a recipient of a **certificate** are served by the same certification-authority, the recipient may use the certification-authority's public-asymmetric-encryption-key to validate the **certificate**, and derive the originator's public-asymmetric-encryption-key (**subject-public-key**).

If the originator and a recipient of a **certificate** are served by different certification-authorities, the recipient may require a return-certification-path to authenticate the originator's **certificate**. The **certificate** may therefore include an associated **certification-path**.

The **certification-path** may comprise a **forward-certification-path** which includes the certificate of the certification-authority that issued the **certificate**, together with the certificates of all of its superior certification-authorities. The **forward-certification-path** may also include the certificates of other certification-authorities, cross-certified by either the certification-authority that issued the **certificate**, or any of its superior certification-authorities.

A recipient of the **certificate** may complete the required return-certification-path between the recipient and the originator of the **certificate** by appending the recipient's own reverse-certification-path to the **forward-certification-path** supplied by the originator, at a common-point-of-trust. The reverse-certification-path includes the reverse-certificate of the certification-authority of the recipient of the **certificate**, together with the reverse-certificates of all of its superior certification-authorities. The reverse-certification-path may also include the reverse-certificates of other certification-authorities, cross-certified by the certification-authority of the recipient of the **certificate**, or any of its superior certification authorities.

The return-certification-path thus formed allows the recipient of the **certificate** to validate each certificate in the return-certification-path in turn, to derive the public-asymmetric-encryption-key of the certification-authority that issued the **certificate**. The recipient may then use the public-asymmetric-encryption-key of the certification-authority that issued the **certificate** to validate the **certificate**, and derive the originator's public-asymmetric-encryption-key (**subject-public-key**).

The form of a **certificate** is defined in CCITT Rec. X.509 | ISO/IEC 9594-8 as the data-type **certificates**.

Future versions of this Recommendation may define other key distribution techniques (e.g. based on symmetric-encryption-techniques).

8.5.8 *Token*

A **token** may be used to convey to the recipient of the **token** protected security-relevant information. The **token** provides authentication of public security-relevant information, and confidentiality and authentication of secret security-relevant information.

The type of a **token** is identified by a **token-type-identifier**. One type of **token** is currently defined by this Recommendation: an **asymmetric-token**. Other types of **token** may be defined by future versions of this Recommendation; for example, **tokens** based on symmetric-encryption techniques.

An **asymmetric-token** contains the following parameters:

— **signature-algorithm-identifier**: An **algorithm-identifier** for the algorithm used by the originator of the **token** to compute the **signature**;

— **recipient-name**: Either the **OR-address-and-or-directory-name** of the intended-recipient of the **token** or, when MTAs use strong authentication during a bind, the **MTA-name** and optionally the **global-domain-identifier**;

— **time**: The date and time of day when the **token** was generated;

— **signed-data**: Public security-relevant information;

— **encryption-algorithm-identifier**: An **algorithm-identifier** for the algorithm used by the originator of the **token** to compute the **encrypted-data**;

— **encrypted-data**: Secret security-relevant information encrypted by the originator of the **token** using the algorithm identified by the **encryption-algorithm-identifier** and the public-asymmetric-encryption-key of the intended-recipient of the **token**;

— **signature**: An asymmetrically encrypted, hashed version of the above parameters computed by the originator of the **token** using the algorithm identified by the **signature-algorithm-identifier** and the originator's secret-asymmetric-encryption-key.

The form of a **token** is further defined in CCITT Rec. X.509 | ISO/IEC 9594-8.

Symmetric algorithms may be used within the **asymmetric-token** definition provided that:

— the algorithm (in either the **signature-algorithm-identifier** or the **encryption-algorithm-identifier**) is used to identify a registered symmetric cryptographic algorithm;

— the management of symmetric keys (e.g. key distribution) is performed externally to the MTS.

Note 1 — When symmetric algorithms are used for **signed-data**, the message origin authentication check, as defined in CCITT Rec. X.402 | ISO/IEC 10021-2, is not provided by the token. The token only provides proof that the message was signed by a holder of the symmetric key (i.e. a member of a closed user group).

Note 2 — The **signature-algorithm-identifier** and the **encryption-algorithm-identifier** can be individually defined and, therefore, a mixture of symmetric and asymmetric algorithms can be used with the token.

8.5.9 *Security-label*

Security-labels may be used to associate security-relevant information with objects within the MTS.

Security-labels may be assigned to an object in line with the security-policy in force for that object. The security-policy may also define how **security-labels** are to be used to enforce that security-policy.

Within the scope of this Recommendation, **security-labels** may be associated with messages, probes and reports (see 8.2.1.1.1.30), MTS-users (see 8.4.1.1.1.7), MDs, MTAs and associations between an MTS-user and an MD (or MTA) (see 8.1.1.1.1.4), or between MDs (or MTAs) (see 12.1.1.1.1.4). Beyond the scope of this Recommendation, a security-policy may, as a local matter or by bilateral agreement, additionally assign **security-labels** to other objects within the MTS (e.g. secure routes).

A **security-label** comprises a set of **security-attributes**. The **security-attributes** may include a **security-policy-identifier**, a **security-classification**, a **privacy-mark**, and a set of **security-categories**.

A **security-policy-identifier** may be used to identify the security-policy in force to which the **security-label** relates.

If present, a **security-classification** may have one of a hierarchical list of values. The basic **security-classification** hierarchy is defined in this Recommendation, but the use of these values is defined by the security-policy in force. Additional values of **security-classification**, and their position in the hierarchy, may also be defined by a security-policy as a local matter or by bilateral agreement. The basic **security-classification** hierarchy is, in ascending order: **unmarked**, **unclassified**, **restricted**, **confidential**, **secret**, **top-secret**.

If present, a **privacy-mark** is a printable string. The content of the printable string may be defined by a security-policy, which may define a list of values to be used, or allow the value to be determined by the originator of the **security-label**. Examples of privacy-marks include: '**IN CONFIDENCE**' and '**IN STRICTEST CONFIDENCE**'.

If present, the set of **security-categories** provide further restrictions within the context of a **security-classification** and/or **privacy-mark**, typically on a 'need-to-know' basis. The **security-categories** and their values may be defined by a security-policy as a local matter or by bilateral agreement. Examples of possible **security-categories** include caveats to the **security-classification** and/or **privacy-mark** ('**PERSONAL -** ', '**STAFF -** ', '**COMMERCIAL -** ', etc), closed-user-groups, codewords, etc.

8.5.10 *Algorithm-identifier*

An **algorithm-identifier** identifies an **algorithm** and any **algorithm-parameters** required by the **algorithm**.

An **algorithm-identifier** may be drawn from an international register of algorithms, or defined by bilateral agreement.

8.5.11 *Password*

A password comprises either an IA5 String or an Octet String.

Where the octets of an Octet String value are the encoding in an 8-bit environment of the characters of an IA5 String value, the choice between the IA5 String and the Octet String representations shall be considered insignificant.

Note 1 — This equivalence rule does not prohibit a password from being an Octet String value which is not the encoding of any IA5 String value.

Note 2 — "Encoding in an 8-bit environment" means that the most significant bit in each octet is zero and not a parity bit; this is the encoding of IA5 String characters used by ASN.1 Basic Encoding Rules. An IA5 String password should have the top bit of each octet set to zero before writing it as the value of a User Password attribute, which is defined by the Directory Rec. X.520 | ISO/IEC 9594-6 to be an Octet String. The equivalence rule is designed to facilitate the use of this Directory attribute.

Note 3 — Where ASN.1 Basic Encoding Rules are used, two passwords can be compared as follows. The octets of each password value are extracted from its BER encoding (which may be primitive or constructed); the extraction technique is the same for both IA5 String and Octet String. If the extracted values are equal octet by octet, then the two passwords match.

9 Message Transfer System Abstract Syntax Definition

The abstract-syntax of the MTS Abstract Service is defined in Figure 2/X.411.

The abstract-syntax of the MTS Abstract Service is defined using the abstract syntax notation (ASN.1) defined in CCITT Rec. X.208 | ISO/IEC 8824, and the abstract service definition conventions defined in CCITT Rec. X.407 | ISO/IEC 10021-3.

The abstract-syntax definition of the MTS Abstract Service has the following major parts:

— *Prologue*: Declarations of the exports from, and imports to, the MTS Abstract Service module (Figure 2/X.411, Part 1).

— *Objects and Ports*: Definitions of the MTS and MTS-user objects, and their submission-, delivery- and administration-ports (Figure 2/X:411, Part 2).

— *MTS-bind and MTS-unbind*: Definitions of the MTS-bind and MTS-unbind used to establish and release associations between an MTS-user and the MTS (Figure 2/X.411, Parts 2 to 3).

— *Submission Port*: Definitions of the submission-port abstract-operations: Message-submission, Probe-submission, Cancel-deferred-delivery and Submission-control; and their abstract-errors (Figure 2/X.411, Parts 3 to 5).

— *Delivery Port*: Definitions of the delivery-port abstract-operations: Message-delivery, Report-delivery and Delivery-control; and their abstract-errors (Figure 2/X.411, Parts 5 to 6).

— *Administration Port*: Definitions of the administration-port abstract-operations: Register and Change-credentials; and their abstract-errors (Figure 2/X.411, Parts 6 to 7).

— *Message Submission Envelope*: Definition of the message-submission-envelope (Figure 2/X.411, Parts 7 to 8).

— *Probe Submission Envelope*: Definition of the probe-submission-envelope (Figure 2/X.411, Part 8).

— *Message Delivery Envelope*: Definition of the message-delivery-envelope (Figure 2/X.411, Parts 8 to 9).

— *Report Delivery Envelope*: Definition of the report-delivery-envelope (Figure 2/X.411, Parts 9 to 10).

— *Envelope Fields*: Definitions of envelope fields (Figure 2/X.411, Parts 10 to 12).

— *Extension Fields*: Definitions of extension-fields (Figure 2/X.411, Parts 13 to 18).

— *Common Parameter Types*: Definitions of common parameter types (Figure 2/X.411, Parts 19 to 26).

Note 1 — The module implies a number of changes to the P3 protocol defined in Recommendation X.411 (1988). These changes are highlighted by means of underlining.

Note 2 — The module applies size constraints to variable-length data types using the SIZE subtyping extension of ASN.1. Violation of a size constraint constitutes a protocol violation.

9.1 *Extension Mechanism*

A mechanism is defined in Figure 2/X.411 (Part 13) to enable extensions to be defined. The extensions may be chosen from ExtensionList but may also include others defined elsewhere (for example, by a further version of this Recommendation).

9.2 *Criticality Mechanism*

Each **extension-field** defined in Figure 2/X.411 (Parts 13 to 18) carries with it an indication of its **criticality** for submission, transfer and delivery. The criticality mechanism is designed to support controlled transparency of extended functions. A non-critical function may be ignored, but shall not be discarded except when delivering or downgrading (see CCITT Rec. X.419 | ISO/IEC 10021-6, Annex B) a message, while a critical function must be known and performed correctly for normal procedures to continue.

Note — Messages with critical or non-critical functions may be rejected on submission with the submission error Element-of-service-not-subscribed when the function corresponds to an element of service to which the user has not subscribed, or which is not available for subscription.

In general, an argument of an abstract-operation marked critical for the port type shall be correctly handled by the performer of the abstract-operation, or an error reported in an appropriate way. The invoker of an abstract-operation shall also correctly handle any functions marked critical for the port type.

If the abstract-operation is one that reports an unsuccessful outcome, failure to correctly perform a critical function is reported by returning an Unsupported-critical-function abstract-error. If an abstract-operation is not one that reports an unsuccessful outcome, an abstract-operation (e.g. a report) shall be invoked to convey the unsuccessful outcome of the previous operation (using the **unsupported-critical-function non-delivery-diagnostic-code** of a report).

An extension that appears in the result of an abstract-operation shall not be marked critical for the port type.

In the case of **critical-for-submission**, the MTS shall correctly perform the procedures defined for a function marked as **critical-for-submission** in a Message-submission or Probe-submission abstract-operation, or shall return an Unsupported-critical-function abstract-error.

In the case of **critical-for-transfer**, a receiving MTA shall correctly perform the procedures defined for a function in a message or probe marked as **critical-for-transfer**, or shall return a non-delivery-report with the **non-delivery-diagnostic-code** set to **unsupported-critical-function**. An MTA unable to support a function marked **critical-for-transfer** in a report shall discard the report (note that a local policy or agreement may require that this action be audited). An extension marked as **critical-for-transfer** that appears as an argument of a Message-submission or Probe-submission operation shall appear unchanged in a resulting Message-transfer or Probe-transfer operation at a transfer-port.

In the case of **critical-for-delivery**, a delivering-MTA shall correctly perform the procedures defined for a function marked as **critical-for-delivery**, or shall not deliver the message or probe and shall return a non-delivery-report with the **non-delivery-diagnostic-code** set to **unsupported-critical-function**. A recipient MTS-user shall correctly perform the procedures defined for a function marked as **critical-for-delivery** or shall return an Unsupported-critical-function abstract-error. An extension marked as **critical-for-delivery** that appears as an argument of a Message-submission or Probe-submission operation shall appear unchanged in a resulting Message-transfer or Probe-transfer operation at a transfer-port. An extension marked as **critical-for-delivery** that appears as an argument of a Message-transfer or Probe-transfer operation shall appear unchanged in any resulting Message-transfer or Probe-transfer operation at a transfer-port.

An MTA generating a report shall not copy unsupported critical functions from the subject into the report. When generating a report, an MTA shall indicate the **criticality** (for transfer and/or delivery) of any supported functions copied from the subject into the report; the **criticality** of a function in a report may be different from its **criticality** in the subject.

If the MTA or MTS-user cannot correctly perform the procedures defined for a function marked **critical-for-delivery** in a report, then the report shall be discarded.

The procedures related to **extension-fields** and their **criticality** indications are further defined in clause 14.

This Recommendation defines by means of the macro notation of ASN.1 the default setting of the **criticality** indication of **extension-fields** to be supplied by the originator of a message. The originator of a message or probe may choose, on a per-message basis, or in accordance with some local policy (e.g. a security-policy), to set the **criticality** indication of an extension-field to other than that defined in this Recommendation, either to relax or further constrain its **criticality**.

Table 27/X.411 identifies the possible alternatives open to an MTA for all the combinations of **criticality**.

TABLE 27/X.411

MTA actions on criticality

CRITICAL FOR:			SUBMIT*	FRONT END*	MESSAGE DELIVERY*	DOWN GRADING
Submission	Transfer	Delivery	Subclause 14.6	Subclause 14.3.2	Subclause 14.7	
			A, R, E	A, R	A, R, D	A, D
		x	A, R, E	A, R	A, N	A, N
	x		A, R, E	A, N	A, R, D	A, N
	x	x	A, R, E	A, N	A, N	A, N
x			A, E	A, R	A, R, D	A, D
x		x	A, E	A, R	A, N	A, N
x	x		A, E	A, N	A, R, D	A, N
x	x	x	A, E	A, N	A, N	A, N

* See Figures 6/X.411 and 7/X.411 for these labels

\+ See CCITT Rec. X.419 | ISO/IEC 10021-6, Annex B

x Criticality bit set to *critical*

A Act on semantics

D Discard extension and Deliver or Downgrade as applicable

E Submission-Error (element-of-service not subscribed)

N Non-deliver messages or probes, discard reports (unsupported critical function)

R Relay or deliver as applicable retaining the extension intact, but no action on the semantics

```
MTSAbstractService { joint-iso-ccitt mhs-motis(6) mts(3) modules(0) mts-abstract-service(1) }

DEFINITIONS IMPLICIT TAGS ::=

BEGIN

-- Prologue

-- Exports everything

IMPORTS

    -- Abstract Service Macros

    ABSTRACT-BIND, ABSTRACT-ERROR, ABSTRACT-OPERATION, ABSTRACT-UNBIND, OBJECT, PORT
        ----
        FROM AbstractServiceNotation { joint-iso-ccitt mhs-motis(6) asdc(2) modules(0) notation(1) }

    -- MS Abstract Service Extension

    forwarding-request
        ----
        FROM MSAbstractService { joint-iso-ccitt mhs-motis(6) ms(4) modules(0) abstract-service(1) }

    -- Object Identifiers

    id-att-physicalRendition-basic, id-ot-mts, id-ot-mts-user, id-pt-administration, id-pt-delivery,
    id-pt-submission, id-tok-asymmetricToken
        ----
        FROM MTSObjectIdentifiers { joint-iso-ccitt mhs-motis(6) mts(3) modules(0) object-identifiers(0) }

    -- Directory Definitions

    Name
        ----
        FROM InformationFramework { joint-iso-ccitt ds(5) modules(1) informationFramework(1) }
    PresentationAddress
        ----
        FROM SelectedAttributeTypes { joint-iso-ccitt ds(5) modules(1) selectedAttributeTypes(5) }
    ALGORITHM, AlgorithmIdentifier, Certificates, ENCRYPTED, SIGNATURE, SIGNED
    ----
    FROM AuthenticationFramework { joint-iso-ccitt ds(5) modules(1) authenticationFramework(7) }

    -- Upper Bounds
    ub-bit-options, ub-built-in-content-type, ub-built-in-encoded-information-types,
    ub-common-name-length, ub-content-id-length, ub-content-length, ub-content-types,
    ub-country-name-alpha-length, ub-country-name-numeric-length, ub-diagnostic-codes,
    ub-dl-expansions, ub-domain-defined-attributes, ub-domain-defined-attribute-type-length,
    ub-domain-defined-attribute-value-length, ub-domain-name-length, ub-encoded-information-types,
    ub-extension-attributes, ub-extension-types, ub-e163-4-number-length,
    ub-e163-4-sub-address-length, ub-generation-qualifier-length, ub-given-name-length,
    ub-initials-length, ub-integer-options, ub-labels-and-redirections, ub-local-id-length,
    ub-mta-name-length, ub-mts-user-types, ub-numeric-user-id-length, ub-organization-name-length,
    ub-organizational-units, ub-organizational-unit-name-length, ub-password-length,
    ub-pds-name-length, ub-pds-parameter-length, ub-pds-physical-address-lines, ub-postal-code-length,
    ub-privacy-mark-length, ub-queue-size, ub-reason-codes, ub-recipients,
    ub-recipient-number-for-advice-length, ub-redirections, ub-security-categories,
    ub-security-labels, ub-security-problems, ub-supplementary-info-length, ub-surname-length,
    ub-terminal-id-length, ub-tsap-id-length, ub-unformatted-address-length, ub-x121-address-length
        ----
        FROM MTSUpperBounds { joint-iso-ccitt mhs-motis(6) mts(3) modules(0) upper-bounds(3) };
```

FIGURE 2/X.411 (Part 1 of 26)

Abstract Syntax Definition of the MTS Abstract Service

```
-- Objects

mTS OBJECT
        PORTS { submission [S], delivery [S], administration [S] }
        ::= id-ot-mts

mTSUser OBJECT
        PORTS { submission [C], delivery [C], administration [C] }
        ::= id-ot-mts-user

-- Ports

submission PORT
        CONSUMER INVOKES { MessageSubmission, ProbeSubmission, CancelDeferredDelivery }
        SUPPLIER INVOKES { SubmissionControl }
        ::= id-pt-submission

delivery PORT
        CONSUMER INVOKES { DeliveryControl }
        SUPPLIER INVOKES { MessageDelivery, ReportDelivery }
        ::= id-pt-delivery

administration PORT
        CONSUMER INVOKES { ChangeCredentials, Register }
        SUPPLIER INVOKES { ChangeCredentials }
        ::= id-pt-administration

-- MTS-bind and MTS-unbind

MTSBind ::= ABSTRACT-BIND
        TO { submission, delivery, administration }
        BIND
        ARGUMENT SET {
                initiator-name ObjectName,
                messages-waiting [1] EXPLICIT MessagesWaiting OPTIONAL,
                initiator-credentials [2] InitiatorCredentials,
                security-context [3] SecurityContext OPTIONAL }
        RESULT SET {
                responder-name ObjectName,
                messages-waiting [1] EXPLICIT MessagesWaiting OPTIONAL,
                responder-credentials [2] ResponderCredentials }
        BIND-ERROR INTEGER {
                busy (0)
                authentication-error (2),
                unacceptable-dialogue-mode (3),
                unacceptable-security-context (4) } (0. .ub-integer-options)

MTSUnbind ::= ABSTRACT-UNBIND
        FROM { submission, delivery, administration }

-- Association Control Parameters

ObjectName ::= CHOICE {
        user-agent ORAddressAndOptionalDirectoryName,
        mTA [0] MTAName,
        message-store [4] ORAddressAndOptionalDirectoryName }

MessagesWaiting ::= SET {
        urgent [0] DeliveryQueue,
        normal [1] DeliveryQueue,
        non-urgent [2] DeliveryQueue }
```

FIGURE 2/X.411 (Part 2 of 26)

Abstract Syntax Definition of the MTS Abstract Service

```
DeliveryQueue ::= SET {
        messages [0] INTEGER (0. .ub-queue-size),
        octets [1] INTEGER (0. .ub-content-length) OPTIONAL }

InitiatorCredentials ::= CHOICE {
        simple Password,
        strong [0] StrongCredentials (WITH COMPONENTS {
                . . .,
                bind-token PRESENT }) }

ResponderCredentials ::= CHOICE {
        simple Password,
        strong [0] StrongCredentials (WITH COMPONENTS {
                bind-token }) }

Password ::= CHOICE {
        IA5String (SIZE (0. .ub-password-length))
        OCTET STRING (SIZE (0. .ub-password-length)) }

StrongCredentials ::= SET {
        bind-token [0] Token OPTIONAL,
        certificate [1] Certificates OPTIONAL }

SecurityContext ::= SET SIZE (1. .ub-security-labels) OF SecurityLabel

-- Submission Port

MessageSubmission ::= ABSTRACT-OPERATION
        ARGUMENT SEQUENCE {
                envelope MessageSubmissionEnvelope,
                content Content }
        RESULT SET {
                message-submission-identifier MessageSubmissionIdentifier,
                message-submission-time [0] MessageSubmissionTime,
                content-identifier ContentIdentifier OPTIONAL,
                extensions [1] EXTENSIONS CHOSEN FROM {
                        originating-MTA-certificate,
                        proof-of-submission } DEFAULT { } }

        ERRORS {
                SubmissionControlViolated,
                ElementOfServiceNotSubscribed,
                OriginatorInvalid,
                RecipientImproperlySpecified,
                InconsistentRequest,
                SecurityError,
                UnsupportedCriticalFunction,
                RemoteBindError }

ProbeSubmission ::= ABSTRACT-OPERATION
        ARGUMENT
                envelope ProbeSubmissionEnvelope
        RESULT SET {
                probe-submission-identifier ProbeSubmissionIdentifier,
                probe-submission-time [0] ProbeSubmissionTime,
                content-identifier ContentIdentifier OPTIONAL }
        ERRORS {
                SubmissionControlViolated,
                ElementOfServiceNotSubscribed,
                OriginatorInvalid,
                RecipientImproperlySpecified,
                InconsistentRequest,
                SecurityError,
                UnsupportedCriticalFunction,
                RemoteBindError }
```

FIGURE 2/X.411 (Part 3 of 26)

Abstract Syntax Definition of the MTS Abstract Service

```
CancelDeferredDelivery ::=ABSTRACT-OPERATION
        ARGUMENT
                message-submission-identifier MessageSubmissionIdentifier
        RESULT NULL
        ERRORS {
                DeferredDeliveryCancellationRejected,
                MessageSubmissionIdentifierInvalid,
                RemoteBindError }

SubmissionControl ::= ABSTRACT-OPERATION
        ARGUMENT
                controls SubmissionControls
        RESULT
                waiting Waiting
        ERRORS {
                SecurityError,
                RemoteBindError }

SubmissionControlViolated ::= ABSTRACT-ERROR
        PARAMETER NULL

ElementOfServiceNotSubscribed ::= ABSTRACT-ERROR
        PARAMETER NULL

DeferredDeliveryCancellationRejected ::= ABSTRACT-ERROR
        PARAMETER NULL

OriginatorInvalid ::= ABSTRACT-ERROR
        PARAMETER NULL

RecipientImproperlySpecified ::= ABSTRACT-ERROR
        PARAMETER
                improperly-specified-recipients SEQUENCE SIZE (1. .ub-recipients) OF
                        ORAddressAndOptionalDirectoryName

MessageSubmissionIdentifierInvalid ::= ABSTRACT-ERROR
        PARAMETER NULL

InconsistentRequest ::= ABSTRACT-ERROR
        PARAMETER NULL

SecurityError ::= ABSTRACT-ERROR
        PARAMETER
                security-problem SecurityProblem

SecurityProblem ::= INTEGER (0. .ub-security-problems)

UnsupportedCriticalFunction ::= ABSTRACT-ERROR
        PARAMETER NULL

RemoteBindError ::= ABSTRACT-ERROR
        PARAMETER NULL

-- Submission Port Parameters

MessageSubmissionIdentifier ::= MTSIdentifier

MessageSubmissionTime ::= Time

ProbeSubmissionIdentifier ::= MTSIdentifier

ProbeSubmissionTime ::= Time
```

FIGURE 2/X.411 (Part 4 of 26)

Abstract Syntax Definition of the MTS Abstract Service

```
SubmissionControls ::= Controls (WITH COMPONENTS {
        ...,
        permissible-content-types ABSENT,
        permissible-encoded-information-types ABSENT })

Waiting ::= SET {
        waiting-operations [0] Operations DEFAULT { },
        waiting-messages [1] WaitingMessages DEFAULT { },
        waiting-content-types [2] SET SIZE (0. .ub-content-types) OF ContentType DEFAULT { },
        waiting-encoded-information-types EncodedInformationTypes OPTIONAL }

Operations ::= BIT STRING {
        probe-submission-or-report-delivery (0),
        message-submission-or-message-delivery (1) } (SIZE (0. .ub-bit-options))
        -- holding "one", not-holding "zero".

WaitingMessages ::= BIT STRING {
        long-content (0),
        low-priority (1),
        other-security-labels (2) } (SIZE (0. .ub-bit-options))

--      Delivery Port

MessageDelivery ::= ABSTRACT-OPERATION
        ARGUMENT SEQUENCE {
                COMPONENTS OF MessageDeliveryEnvelope,
                content Content }
        RESULT SET {
                recipient-certificate [0] RecipientCertificate OPTIONAL,
                proof-of-delivery [1] IMPLICIT ProofOfDelivery OPTIONAL }
        ERRORS {
                DeliveryControlViolated,
                SecurityError,
                UnsupportedCriticalFunction }

ReportDelivery ::= ABSTRACT-OPERATION
        ARGUMENT SET {
                COMPONENTS OF ReportDeliveryEnvelope,
                returned-content [0] Content OPTIONAL }
        RESULT NULL
        ERRORS {
                DeliveryControlViolated,
                SecurityError,
                UnsupportedCriticalFunction }

DeliveryControl ::= ABSTRACT-OPERATION
        ARGUMENT
                controls DeliveryControls
        RESULT
                waiting Waiting
        ERRORS {
                ControlViolatesRegistration,
                SecurityError }

DeliveryControlViolated ::= ABSTRACT-ERROR
        PARAMETER NULL

ControlViolatesRegistration ::= ABSTRACT-ERROR
        PARAMETER NULL

--      SecurityError — defined in Part 4 of this Figure

--      UnsupportedCriticalFunction — defined in Part 4 of this Figure
```

FIGURE 2/X.411 (Part 5 of 26)

Abstract Syntax Definition of the MTS Abstract Service

```
-- Delivery Port Parameters

RecipientCertificate ::= Certificates

ProofOfDelivery ::= SIGNATURE SEQUENCE {
        algorithm-identifier ProofOfDeliveryAlgorithmIdentifier,
        delivery-time MessageDeliveryTime,
        this-recipient-name ThisRecipientName,
        originally-intended-recipient-name OriginallyIntendedRecipientName OPTIONAL,
        content Content,
        content-identifier ContentIdentifier OPTIONAL,
        message-security-label MessageSecurityLabel OPTIONAL }

ProofOfDeliveryAlgorithmIdentifier ::= AlgorithmIdentifier

DeliveryControls ::= Controls

Controls ::= SET {
        restrict [0] BOOLEAN DEFAULT TRUE,
        -- update 'TRUE', remove 'FALSE'
        permissible-operations [1] Operations OPTIONAL,
        permissible-maximum-content-length [2] ContentLength OPTIONAL,
        permissible-lowest-priority Priority OPTIONAL,
        permissible-content-types [4] SET SIZE (1. .ub-content-types) OF ContentType OPTIONAL,
        permissible-encoded-information-types EncodedInformationTypes OPTIONAL,
        permissible-security-context [5] SecurityContext OPTIONAL }

-- Note — The Tags [0], [1] and [2] are altered for the Register operations only.

-- Administration Port

Register ::= ABSTRACT-OPERATION
        ARGUMENT SET {
                user-name UserName OPTIONAL,
                user-address [0] UserAddress OPTIONAL,
                deliverable-encoded-information-types EncodedInformationTypes OPTIONAL,
                deliverable-maximum-content-length [1] EXPLICIT ContentLength OPTIONAL,
                default-delivery-controls [2] EXPLICIT DefaultDeliveryControls OPTIONAL,
                deliverable-content-types [3] SET SIZE (1. .ub-content-types) OF ContentType OPTIONAL,
                labels-and-redirections [4] SET SIZE (1 .ub-labels-and-redirections) OF
                        LabelAndRedirection OPTIONAL }
        RESULT NULL
        ERRORS {
                RegisterRejected }

ChangeCredentials ::= ABSTRACT-OPERATION
        ARGUMENT SET {
                old-credentials [0] Credentials,
                new-credentials [1] Credentials -- same CHOICE as for old-credentials -- }
        RESULT NULL
        ERRORS {
                NewCredentialsUnacceptable,
                OldCredentialsIncorrectlySpecified }

RegisterRejected ::= ABSTRACT-ERROR
        PARAMETER NULL

NewCredentialsUnacceptable ::= ABSTRACT-ERROR
        PARAMETER NULL

OldCredentialsIncorrectlySpecified ::= ABSTRACT-ERROR
        PARAMETER NULL
```

FIGURE 2/X.411 (Part 6 of 26)

Abstract Syntax Definition of the MTS Abstract Service

```
-- Administration Port Parameters

UserName ::= ORAddressAndOptionalDirectoryName

UserAddress ::= CHOICE {
        x121 [0] SEQUENCE {
                x121-address NumericString (SIZE (1. .ub-x121-address-length)) OPTIONAL,
                tsap-id PrintableString (SIZE (1. .ub-tsap-id-length)) OPTIONAL },
        presentation [1] PSAPAddress }

PSAPAddress ::= PresentationAddress

DefaultDeliveryControls ::= Controls (WITH COMPONENTS {
        . . .,
        permissible-security-context ABSENT })

Credentials ::= CHOICE {
        simple Password,
        strong [0] StrongCredentials (WITH COMPONENTS {
                certificate }) }

LabelAndRedirection ::= SET {
        user-security-label [0] UserSecurityLabel OPTIONAL,
        recipient-assigned-alternate-recipient [1] RecipientAssignedAlternateRecipient OPTIONAL }

UserSecurityLabel ::= SecurityLabel

RecipientAssignedAlternateRecipient ::= ORAddressAndOptionalDirectoryName

-- Message Submission Envelope

MessageSubmissionEnvelope ::= SET {
        COMPONENTS OF PerMessageSubmissionFields,
        per-recipient-fields [1] SEQUENCE SIZE (1. .ub-recipients) OF PerRecipientMessageSubmissionFields }

PerMessageSubmissionFields ::= SET {
        originator-name OriginatorName,
        original-encoded-information-types OriginalEncodedInformationTypes OPTIONAL,
        content-type ContentType,
        content-identifier ContentIdentifier OPTIONAL,
        priority Priority DEFAULT normal,
        per-message-indicators PerMessageIndicators DEFAULT { },
        deferred-delivery-time [0] DeferredDeliveryTime OPTIONAL,
        extensions [2] IMPLICIT PerMessageSubmissionExtensions DEFAULT { } }

PerMessageSubmissionExtensions ::= EXTENSIONS CHOSEN FROM {
        recipient-reassignment-prohibited,
        dl-expansion-prohibited,
        conversion-with-loss-prohibited,
        latest-delivery-time,
        originator-return-address,
        originator-certificate,
        content-confidentiality-algorithm-identifier,
        message-origin-authentication-check,
        message-security-label,
        proof-of-submission-request,
        content-correlator,
        forwarding-request -- for MS Abstract Service only -- }
```

FIGURE 2/X.411 (Part 7 of 26)

Abstract Syntax Definition of the MTS Abstract Service

```
PerRecipientMessageSubmissionFields ::= SET {
        recipient-name RecipientName,
        originator-report-request [0] OriginatorReportRequest,
        explicit-conversion [1] ExplicitConversion OPTIONAL,
        extensions [2] IMPLICIT PerRecipientMessageSubmissionExtensions DEFAULT { } }

PerRecipientMessageSubmissionExtensions ::= EXTENSIONS CHOSEN FROM {
        originator-requested-alternate-recipient,
        requested-delivery-method,
        physical-forwarding-prohibited,
        physical-forwarding-address-request,
        physical-delivery-modes,
        registered-mail-type,
        recipient-number-for-advice,
        physical-rendition-attributes,
        physical-delivery-report-request,
        message-token,
        content-integrity-check,
        proof-of-delivery-request }

--      Probe Submission Envelope

ProbeSubmissionEnvelope ::= SET {
        COMPONENTS OF PerProbeSubmissionFields,
        per-recipient-fields [3] SEQUENCE SIZE (1. .ub-recipients) OF PerRecipientProbeSubmissionFields }

PerProbeSubmissionFields ::= SET {
        originator-name OriginatorName,
        original-encoded-information-types OriginalEncodedInformationTypes OPTIONAL,
        content-type ContentType,
        content-identifier ContentIdentifier OPTIONAL,
        content-length [0] ContentLength OPTIONAL,
        per-message-indicators PerMessageIndicators DEFAULT { },
        extensions [2] IMPLICIT EXTENSIONS CHOSEN FROM {
                recipient-reassignment-prohibited,
                dl-expansion-prohibited,
                conversion-with-loss-prohibited,
                originator-certificate,
                message-security-label,
                content-correlator,
                probe-origin-authentication-check } DEFAULT { } }

PerRecipientProbeSubmissionFields ::= SET {
        recipient-name RecipientName,
        originator-report-request [0] OriginatorReportRequest,
        explicit-conversion [1] ExplicitConversion OPTIONAL,
        extensions [2] IMPLICIT EXTENSIONS CHOSEN FROM {
                originator-requested-alternate-recipient,
                requested-delivery-method,
                physical-rendition-attributes } DEFAULT { } }

--      Message Delivery Envelope

MessageDeliveryEnvelope ::= SEQUENCE {
        message-delivery-identifier MessageDeliveryIdentifier,
        message-delivery-time MessageDeliveryTime,
        other-fields OtherMessageDeliveryFields }
```

FIGURE 2/X.411 (Part 8 of 26)

Abstract Syntax Definition of the MTS Abstract Service

```
OtherMessageDeliveryFields ::= SET {
        content-type DeliveredContentType,
        originator-name DeliveredOriginatorName,
        original-encoded-information-types [1] OriginalEncodedInformationTypes OPTIONAL,
        priority Priority DEFAULT normal,
        delivery-flags [2] DeliveryFlags OPTIONAL,
        other-recipient-names [3] OtherRecipientNames OPTIONAL,
        this-recipient-name [4] ThisRecipientName,
        originally-intended-recipient-name [5] OriginallyIntendedRecipientName OPTIONAL,
        converted-encoded-information-types [6] ConvertedEncodedInformationTypes OPTIONAL,
        message-submission-time [7] MessageSubmissionTime,
        content-identifier [8] ContentIdentifier OPTIONAL,
        extensions [9] IMPLICIT EXTENSIONS CHOSEN FROM {
                conversion-with-loss-prohibited,
                requested-delivery-method,
                physical-forwarding-prohibited,
                physical-forwarding-address-request,
                physical-delivery-modes,
                registered-mail-type,
                recipient-number-for-advice,
                physical-rendition-attributes,
                originator-return-address,
                physical-delivery-report-request,
                originator-certificate,
                message-token,
                content-confidentiality-algorithm-identifier,
                content-integrity-check,
                message-origin-authentication-check,
                message-security-label,
                proof-of-delivery-request,
                redirection-history,
                dl-expansion-history } DEFAULT { } }

-- Report Delivery Envelope

ReportDeliveryEnvelope ::= SET {
        COMPONENTS OF PerReportDeliveryFields,
        per-recipient-fields SEQUENCE_SIZE (1. .ub-recipients) OF PerRecipientReportDeliveryFields }

PerReportDeliveryFields ::= SET {
        subject-submission-identifier SubjectSubmissionIdentifier,
        content-identifier ContentIdentifer OPTIONAL,
        content-type ContentType OPTIONAL,
        original-encoded-information-types OriginalEncodedInformationTypes OPTIONAL,
        extensions [1] IMPLICIT EXTENSIONS CHOSEN FROM {
                message-security-label,
                content-correlator,
                originator-and-DL-expansion-history,
                reporting-DL-name,
                reporting-MTA-certificate,
                report-origin-authentication-check } DEFAULT { } }

PerRecipientReportDeliveryFields ::= SET {
        actual-recipient-name [0] ActualRecipientName,
        report-type [1] ReportType,
        converted-encoded-information-types ConvertedEncodedInformationTypes OPTIONAL,
        originally-intended-recipient-name [2] OriginallyIntendedRecipientName OPTIONAL,
        supplementary-information [3] SupplementaryInformation OPTIONAL,
        extensions [4] IMPLICIT EXTENSIONS CHOSEN FROM {
                redirection-history,
                physical-forwarding-address,
                recipient-certificate,
                proof-of-delivery } DEFAULT { } }
```

FIGURE 2/X.411 (Part 9 of 26)

Abstract Syntax Definition of the MTS Abstract Service

```
ReportType ::= CHOICE {
        delivery [0] DeliveryReport,
        non-delivery [1] NonDeliveryReport }

DeliveryReport ::= SET {
        message-delivery-time [0] MessageDeliveryTime,
        type-of-MTS-user [1] TypeOfMTSUser DEFAULT public }

NonDeliveryReport ::= SET {
        non-delivery-reason-code [0] NonDeliveryReasonCode,
        non-delivery-diagnostic-code [1] NonDeliveryDiagnosticCode OPTIONAL }

--      Envelope Fields

OriginatorName ::= ORAddressAndOrDirectoryName

DeliveredOriginatorName ::= ORAddressAndOptionalDirectoryName

OriginalEncodedInformationTypes ::= EncodedInformationTypes

ContentType ::= CHOICE {
        built-in BuiltInContentType,
        extended ExtendedContentType }

BuiltInContentType ::=  [APPLICATION 6]   INTEGER  {
        unidentified (0),
        external  (1),                  -- identified by the object-identifier of the EXTERNAL content
        interpersonal-messaging-1984 (2),
        interpersonal-messaging-1988 (22),
        edi-messaging (35),
        voice-messaging (40)  }       (0. .ub-built-in-content-type)

ExtendedContentType ::= OBJECT IDENTIFIER

DeliveredContentType ::= CHOICE {
        built-in [0] BuiltInContentType,
        extended ExtendedContentType }

ContentIdentifier ::=  [APPLICATION 10]  PrintableString  (SIZE (1. .ub-content-id-length))

PerMessageIndicators ::=  [APPLICATION 8]  BIT STRING  {
        disclosure-of-other-recipients (0),     -- disclosure-of-other-recipients requested "one",
                                                -- disclosure-of-other-recipients-prohibited "zero";
                                                -- ignored for Probe-submission
        implicit-conversion-prohibited (1),     -- implicit-conversion-prohibited "one",
                                                -- implicit-conversion-allowed "zero"
        alternate-recipient-allowed (2),        -- alternate-recipient-allowed "one",
                                                -- alternate-recipient-prohibited "zero"
        content-return-request (3)              -- content-return-requested "one",
                                                -- content-return-not-requested "zero",
                                                -- ignored for Probe-submission
        reserved (4)                            -- bit reserved by MOTIS 1986
        bit-5 (5),
        bit-6 (6),                              -- notification type 1: bit 5 "zero" and bit 6 "one"
                                                -- notification type 2: bit 5 "one" and bit 6 "zero"
                                                -- notification type 3: bit 5 "one" and bit 6 "one"
                                                -- the mapping between notification type 1, 2, 3
                                                -- and the content specific notification types is defined
                                                -- in relevant content specifications
        service-message (7)                 -- the message content is for service purposes;
                                                -- it may be a notification related to a service-message:
                                                -- used only by bilateral agreement -- }
        (SIZE (0. .ub-bit-options))

RecipientName ::= ORAddressAndOrDirectoryName
```

FIGURE 2/X.411 (Part 10 of 26)

Abstract Syntax Definition of the MTS Abstract Service

```
OriginatorReportRequest ::= BIT STRING {
        report (3),
        non-delivery-report (4)
        -- at most one bit shall be "one":
        -- report bit "one" requests a "report";
        -- non-delivery-report bit "one" requests a "non-delivery-report";
        -- both bits "zero" requests "no-report" --  }  (SIZE  (0. .ub-bit-options))

ExplicitConversion ::= INTEGER {
        ia5-text-to-teletex (0),

        -- values 1 to 7 are reserved  for historic reasons
        ia5-text-to-g3-facsimile (8),
        ia5-text-to-g4-class-1 (9),
        ia5-text-to-videotex (10),
        teletex-to-ia5-text (11),
        teletex-to-g3-facsimile (12),
        teletex-to-g4-class-1 (13),
        teletex-to-videotex (14),

        -- value 15 is reserved for historic reasons
        videotex-to-ia5-text (16),
        videotex-to-teletex (17) } (0. .ub-integer-options)

DeferredDeliveryTime ::= Time

Priority ::= [APPLICATION 7] ENUMERATED {
        normal (0),
        non-urgent (1),
        urgent (2) }

ContentLength ::= INTEGER (0. .ub-content-length)

MessageDeliveryIdentifier ::= MTSIdentifier

MessageDeliveryTime ::= Time

DeliveryFlags ::= BIT STRING {
        implicit-conversion-prohibited (1)          -- implicit-conversion-prohibited "one"
                                                    -- implicit-conversion-allowed "zero" --  }
        (SIZE (0. .ub-bit-options))

OtherRecipientNames ::= SEQUENCE SIZE (1. .ub-recipients) OF OtherRecipientName

OtherRecipientName ::= ORAddressAndOptionalDirectoryName

ThisRecipientName ::= ORAddressAndOptionalDirectoryName

OriginallyIntendedRecipientName ::= ORAddressAndOptionalDirectoryName

ConvertedEncodedInformationTypes ::= EncodedInformationTypes

SubjectSubmissionIdentifier ::= MTSIdentifier

ActualRecipientName ::= ORAddressAndOrDirectoryName

TypeOfMTSUser ::= INTEGER {
        public (0),
        private (1),
        ms (2),
        dl (3),
        pdau (4),
        physical-recipient (5),
        other (6) } (0. .ub-mts-user-types)
```

FIGURE 2/X.411 (Part 11 of 26)

Abstract Syntax Definition of the MTS Abstract Service

```
NonDeliveryReasonCode ::= INTEGER {
        transfer-failure (0),
        unable-to-transfer (1),
        conversion-not-performed (2),
        physical-rendition-not-performed (3),
        physical-delivery-not-performed (4),
        restricted-delivery (5),
        directory-operation-unsuccessful (6),
        deferred-delivery-not-performed (7) } (0. .ub-reason-codes)

NonDeliveryDiagnosticCode ::= INTEGER {
        unrecognised-OR-name (0),
        ambiguous-OR-name (1),
        mts-congestion (2),
        loop-detected (3),
        recipient-unavailable (4),
        maximum-time-expired (5),
        encoded-information-types-unsupported (6),
        content-too-long (7),
        conversion-impractical (8),
        implicit-conversion-prohibited (9),
        implicit-conversion-not-subscribed (10),
        invalid-arguments (11),
        content-syntax-error (12),
        size-constraint-violation (13),
        protocol-violation (14),
        content-type-not-supported (15),
        too-many-recipients (16),
        no-bilateral-agreement (17),
        unsupported-critical-function (18),
        conversion-with-loss-prohibited (19),
        line-too-long (20),
        page-split (21),
        pictorial-symbol-loss (22),
        punctuation-symbol-loss (23),
        alphabetic-character-loss (24),
        multiple-information-loss (25),
        recipient-reassignment-prohibited (26),
        redirection-loop-detected (27),
        dl-expansion-prohibited (28),
        no-dl-submit-permission (29),
        dl-expansion-failure (30),
        physical-rendition-attributes-not-supported (31),
        undeliverable-mail-physical-delivery-address-incorrect (32),
        undeliverable-mail-physical-delivery-office-incorrect-or-invalid (33),
        undeliverable-mail-physical-delivery-address-incomplete (34),
        undeliverable-mail-recipient-unknown (35),
        undeliverable-mail-recipient-deceased (36),
        undeliverable-mail-organization-expired (37),
        undeliverable-mail-recipient-refused-to-accept (38),
        undeliverable-mail-recipient-did-not-claim (39),
        undeliverable-mail-recipient-changed-address-permanently (40),
        undeliverable-mail-recipient-changed-address-temporarily (41),
        undeliverable-mail-recipient-changed-temporary-address (42),
        undeliverable-mail-new-address-unknown (43),
        undeliverable-mail-recipient-did-not-want-forwarding (44),
        undeliverable-mail-originator-prohibited-forwarding (45),
        secure-messaging-error (46),
        unable-to-downgrade (47),
        unable-to-complete-transfer (48),
        transfer-attempts-limit-reached (49) } (0. .ub-diagnostic-codes)

SupplementaryInformation ::= PrintableString (SIZE (1. .ub-supplementary-info-length))
```

FIGURE 2/X.411 (Part 12 of 26)

Abstract Syntax Definition of the MTS Abstract Service

```
--      Extension Fields

ExtensionField ::= SEQUENCE {
        standard-extension+ [0]   IMPLICIT EXTENSION,
        criticality [1] Criticality DEFAULT { },
        value [2] ANY DEFINED BY type DEFAULT NULL NULL }

Criticality ::= BIT STRING {
        for-submission (0),
        for-transfer (1),
        for-delivery (2) } (SIZE (0. .ub-bit-options))       -- critical "one", non-critical "zero"

EXTENSIONS MACRO ::=
BEGIN

TYPE NOTATION ::= "CHOSEN FROM" "{" ExtensionList "}"
VALUE NOTATION ::= value (VALUE SET OF ExtensionField          -- each of a different type --)

ExtensionList ::= Extension "," ExtensionList | Extension | empty
Extension ::= value (EXTENSION)

END   -- of EXTENSIONS

EXTENSION MACRO ::=
BEGIN

TYPE NOTATION ::= DataType Critical | empty
VALUE NOTATION ::= value (VALUE ExtensionType)

DataType ::= type (X) Default | empty
Default ::= "DEFAULT" value (X) | empty
Critical ::= "CRITICAL FOR" CriticalityList | empty
CriticalityList ::= Criticality | CriticalityList "," Criticality
Criticality ::= "SUBMISSION" | "TRANSFER" | "DELIVERY"

END   -- of  EXTENSION

ExtensionType ::= INTEGER (0. .ub-extension-types)

recipient-reassignment-prohibited EXTENSION
        RecipientReassignmentProhibited DEFAULT recipient-reassignment-allowed
        CRITICAL FOR DELIVERY
        ::= 1

RecipientReassignmentProhibited ::= ENUMERATED {
        recipient-reassignment-allowed (0),
        recipient-reassignment-prohibited (1) }

originator-requested-alternate-recipient EXTENSION
        OriginatorRequestedAlternateRecipient
        CRITICAL FOR SUBMISSION
        ::= 2

OriginatorRequestedAlternateRecipient ::= ORAddressAndOrDirectoryName

-- OriginatorRequestedAlternateRecipient as defined here differs from the field of the same name
-- defined in Figure 4, since on submission the OR-address need not to be present, but on
-- transfer the OR-address must be present.

dl-expansion-prohibited EXTENSION
        DLExpansionProhibited DEFAULT dl-expansion-allowed
        CRITICAL FOR DELIVERY
        ::= 3
```

FIGURE 2/X.411 (Part 13 of 26)

Abstract Syntax Definition of the MTS Abstract Service

```
DLExpansionProhibited ::= ENUMERATED {
        dl-expansion-allowed (0),
        dl-expansion-prohibited (1) }

conversion-with-loss-prohibited EXTENSION
        ConversionWithLossProhibited DEFAULT conversion-with-loss-allowed
        CRITICAL FOR DELIVERY
        ::= 4

ConversionWithLossProhibited ::= ENUMERATED {
        conversion-with-loss-allowed (0),
        conversion-with-loss-prohibited (1) }

latest-delivery-time EXTENSION
        LatestDeliveryTime
        CRITICAL FOR DELIVERY
        ::= 5

LatestDeliveryTime ::= Time

requested-delivery-method EXTENSION
        RequestedDeliveryMethod DEFAULT any-delivery-method
        CRITICAL FOR DELIVERY
        ::= 6

RequestedDeliveryMethod ::= SEQUENCE OF INTEGER {  -- each different in order of preference,
                                                   -- most prefered first
        any-delivery-method (0),
        mhs-delivery (1),
        physical-delivery (2),
        telex-delivery (3),
        teletex-delivery (4),
        g3-facsimile-delivery (5),
        g4-facsimile-delivery (6),
        ia5-terminal-delivery (7),
        videotex-delivery (8),
        telephone-delivery (9) } (0. .ub-integer-options)

physical-forwarding-prohibited EXTENSION
        PhysicalForwardingProhibited DEFAULT physical-forwarding-allowed
        CRITICAL FOR DELIVERY
        ::= 7

PhysicalForwardingProhibited ::= ENUMERATED {
        physical-forwarding-allowed (0),
        physical-forwarding-prohibited (1) }

physical-forwarding-address-request EXTENSION
        PhysicalForwardingAddressRequest DEFAULT physical-forwarding-address-not-requested
        CRITICAL FOR DELIVERY
        ::= 8

PhysicalForwardingAddressRequest ::= ENUMERATED {
        physical-forwarding-address-not-requested (0),
        physical-forwarding-address-requested (1) }

physical-delivery-modes EXTENSION
        PhysicalDeliveryModes DEFAULT ordinary-mail
        CRITICAL FOR DELIVERY
        ::= 9
```

FIGURE 2/X.411 (Part 14 of 26)

Abstract Syntax Definition of the MTS Abstract Service

```
PhysicalDeliveryModes ::= BIT STRING {
        ordinary-mail (0),
        special-delivery (1),
        express-mail (2),
        counter-collection (3),
        counter-collection-with-telephone-advice (4),
        counter-collection-with-telex-advice (5),
        counter-collection-with-teletex-advice (6),
        bureau-fax-delivery (7)
        -- bits 0 to 6 are mutually exclusive
        -- bit 7 can be set independently of any of bits 0 to 6 -- } (SIZE (0. .ub-bit-options))

registered-mail-type EXTENSION
        RegisteredMailType DEFAULT non-registered-mail
        CRITICAL FOR DELIVERY
        ::= 10

RegisteredMailType ::= INTEGER {
        non-registered-mail (0),
        registered-mail (1),
        registered-mail-to-addressee-in-person (2) } (0. .ub-integer-options)

recipient-number-for-advice EXTENSION
        RecipientNumberForAdvice
        CRITICAL FOR DELIVERY
        ::= 11

RecipientNumberForAdvice ::= TeletexString (SIZE (1. .ub-recipient-number-for-advice-length))

physical-rendition-attributes EXTENSION
        PhysicalRenditionAttributes DEFAULT id-att-physicalRendition-basic
        CRITICAL FOR DELIVERY
        :: = 12

PhysicalRenditionAttributes ::= OBJECT IDENTIFIER

originator-return-address EXTENSION
        OriginatorReturnAddress
        ::= 13

OriginatorReturnAddress ::= ORAddress

physical-delivery-report-request EXTENSION
        PhysicalDeliveryReportRequest DEFAULT return-of-undeliverable-mail-by-PDS
        CRITICAL FOR DELIVERY
        ::= 14

PhysicalDeliveryReportRequest ::= INTEGER {
        return-of-undeliverable-mail-by-PDS (0),
        return-of-notification-by-PDS (1),
        return-of-notification-by-MHS (2),
        return-of-notification-by-MHS-and-PDS (3) } (0. .ub-integer-options)

originator-certificate EXTENSION
        OriginatorCertificate
        CRITICAL FOR DELIVERY
        ::= 15

OriginatorCertificate ::= Certificates

message-token EXTENSION
        MessageToken
        CRITICAL FOR DELIVERY
        ::= 16
```

FIGURE 2/X.411 (Part 15 of 26)

Abstract Syntax Definition of the MTS Abstract Service

```
MessageToken ::= Token

content-confidentiality-algorithm-identifier EXTENSION
        ContentConfidentialityAlgorithmIdentifier
        CRITICAL FOR DELIVERY
        ::= 17

ContentConfidentialityAlgorithmIdentifier ::= AlgorithmIdentifier

content-integrity-check EXTENSION
        ContentIntegrityCheck
        ::= 18

ContentIntegrityCheck ::= SIGNATURE SEQUENCE {
        algorithm-identifier ContentIntegrityAlgorithmIdentifier,
        content Content }

ContentIntegrityAlgorithmIdentifier ::= AlgorithmIdentifier

message-origin-authentication-check EXTENSION
        MessageOriginAuthenticationCheck
        CRITICAL FOR DELIVERY
        ::= 19

MessageOriginAuthenticationCheck ::= SIGNATURE SEQUENCE {
        algorithm-identifier MessageOriginAuthenticationAlgorithmIdentifier,
        content Content,
        content-identifier ContentIdentifier OPTIONAL,
        message-security-label MessageSecurityLabel OPTIONAL }

MessageOriginAuthenticationAlgorithmIdentifier ::= AlgorithmIdentifier

message-security-label EXTENSION
        MessageSecurityLabel
        CRITICAL FOR DELIVERY
        ::= 20

MessageSecurityLabel ::= SecurityLabel

proof-of-submission-request EXTENSION
        ProofOfSubmissionRequest DEFAULT proof-of-submission-not-requested
        CRITICAL FOR SUBMISSION
        ::= 21

ProofOfSubmissionRequest ::= ENUMERATED {
        proof-of-submission-not-requested (0),
        proof-of-submission-requested (1) }

proof-of-delivery-request EXTENSION
        ProofOfDeliveryRequest DEFAULT proof-of-delivery-not-requested
        CRITICAL FOR DELIVERY
        ::= 22

ProofOfDeliveryRequest ::= ENUMERATED {
        proof-of-delivery-not-requested (0),
        proof-of-delivery-requested (1) }

content-correlator EXTENSION
        ContentCorrelator
        ::= 23

ContentCorrelator ::= ANY  -- maximum ub-content-correlator-length octets including all encoding
```

FIGURE 2/X.411 (Part 16 of 26)

Abstract Syntax Definition of the MTS Abstract Service

```
probe-origin-authentication-check EXTENSION
        ProbeOriginAuthenticationCheck
        CRITICAL FOR DELIVERY
        ::= 24

ProbeOriginAuthenticationCheck ::= SIGNATURE SEQUENCE {
        algorithm-identifier ProbeOriginAuthenticationAlgorithmIdentifier,
        content-identifier ContentIdentifier OPTIONAL,
        message-security-label MessageSecurityLabel OPTIONAL }

ProbeOriginAuthenticationAlgorithmIdentifier ::= AlgorithmIdentifier

redirection-history EXTENSION
        RedirectionHistory
        ::= 25

RedirectionHistory ::= SEQUENCE SIZE (1. .ub-redirections) OF Redirection

Redirection ::= SEQUENCE {
        intended-recipient-name IntendedRecipientName,
        redirection-reason RedirectionReason }

IntendedRecipientName ::= SEQUENCE {
        ORAddressAndOptionalDirectoryName,
        redirection-time Time }

RedirectionReason ::= ENUMERATED {
        recipient-assigned-alternate-recipient (0),
        originator-requested-alternate-recipient (1),
        recipient-MD-assigned-alternate-recipient (2),
        recipient-directory-substitution-alternate-recipient (3)  }

dl-expansion-history EXTENSION
        DLExpansionHistory
        ::= 26

DLExpansionHistory ::= SEQUENCE SIZE (1. .ub-dl-expansions) OF DLExpansion

DLExpansion ::= SEQUENCE {
        ORAddressAndOptionalDirectoryName,
        dl-expansion-time Time }

physical-forwarding-address EXTENSION
        PhysicalForwardingAddress
        ::= 27

PhysicalForwardingAddress ::= ORAddressAndOptionalDirectoryName

recipient-certificate EXTENSION
        RecipientCertificate
        ::= 28

proof-of-delivery EXTENSION
        ProofOfDelivery
        ::= 29

originator-and-DL-expansion-history EXTENSION
        OriginatorAndDLExpansionHistory
        ::= 30

OriginatorAndDLExpansionHistory ::= SEQUENCE SIZE (0. .ub-dl-expansions) OF
OriginatorAndDLExpansion
```

FIGURE 2/X.411 (Part 17 of 26)

Abstract Syntax Definition of the MTS Abstract Service

```
OriginatorAndDLExpansion ::= SEQUENCE {
        originator-or-dl-name ORAddressAndOptionalDirectoryName,
        origination-or-expansion-time Time }

reporting-DL-name EXTENSION
        ReportingDLName
        ::= 31

ReportingDLName ::= ORAddressAndOptionalDirectoryName

reporting-MTA-certificate EXTENSION
        ReportingMTACertificate
        CRITICAL FOR DELIVERY
        ::= 32

ReportingMTACertificate ::= Certificates

report-origin-authentication-check EXTENSION
        ReportOriginAuthenticationCheck
        CRITICAL FOR DELIVERY
        ::= 33

ReportOriginAuthenticationCheck ::= SIGNATURE SEQUENCE {
        algorithm-identifier ReportOriginAuthenticationAlgorithmIdentifier,
        content-identifier ContentIdentifier OPTIONAL,
        message-security-label MessageSecurityLabel OPTIONAL,
        per-recipient SEQUENCE SIZE (1. .ub-recipients) OF PerRecipientReportFields }

ReportOriginAuthenticationAlgorithmIdentifier ::= AlgorithmIdentifier

PerRecipientReportFields ::= SEQUENCE {
        actual-recipient-name ActualRecipientName,
        originally-intended-recipient-name OriginallyIntendedRecipientName OPTIONAL,
        CHOICE {
                delivery [0] PerRecipientDeliveryReportFields,
                non-delivery [1] PerRecipientNonDeliveryReportFields } }

PerRecipientDeliveryReportFields ::= SEQUENCE {
        message-delivery-time MessageDeliveryTime,
        type-of-MTS-user TypeOfMTSUser,
        recipient-certificate [0] RecipientCertificate OPTIONAL,
        proof-of-delivery [1] IMPLICIT ProofOfDelivery OPTIONAL }

PerRecipientNonDeliveryReportFields ::= SEQUENCE {
        non-delivery-reason-code NonDeliveryReasonCode,
        non-delivery-diagnostic-code NonDeliveryDiagnosticCode OPTIONAL }

originating-MTA-certificate EXTENSION
        OriginatingMTACertificate
        ::= 34

OriginatingMTACertificate ::= Certificates

proof-of-submission EXTENSION
        ProofOfSubmission
        ::= 35

ProofOfSubmission ::= SIGNATURE SEQUENCE {
        algorithm-identifier ProofOfSubmissionAlgorithmIdentifier,
        message-submission-envelope MessageSubmissionEnvelope,
        content Content,
        message-submission-identifier MessageSubmissionIdentifier,
        message-submission-time MessageSubmissionTime }

ProofOfSubmissionAlgorithmIdentifier ::= AlgorithmIdentifier
```

FIGURE 2/X.411 (Part 18 of 26)

Abstract Syntax Definition of the MTS Abstract Service

```
--      Common Parameter Types

Content ::= OCTET STRING  -- when the content-type has the integer value external, the value of the
                          -- content octet string is the ASN.1 encoding of the external-content;
                          -- an external-content is a data type EXTERNAL

MTSIdentifier ::= [APPLICATION 4] SEQUENCE {
        global-domain-identifier GlobalDomainIdentifier,
        local-identifier LocalIdentifier }

LocalIdentifier ::= IA5String (SIZE (1. .ub-local-id-length))

GlobalDomainIdentifier ::= [APPLICATION 3] SEQUENCE {
        country-name CountryName,
        administration-domain-name AdministrationDomainName,
        private-domain-identifier PrivateDomainIdentifier OPTIONAL }

PrivateDomainIdentifier ::= CHOICE {
        numeric NumericString (SIZE (1. .ub-domain-name-length)),
        printable PrintableString (SIZE (1. .ub-domain-name-length)) }

MTAName ::= IA5String (SIZE (1. .ub-mta-name-length))

Time ::= UTCTime

--      OR-names

ORAddressAndOrDirectoryName ::= ORName

ORAddressAndOptionalDirectoryName ::= ORName

ORName ::= [APPLICATION 0] SEQUENCE {
            -- address -- COMPONENTS OF ORAddress,
           directory-name [0] Name OPTIONAL }

ORAddress ::= SEQUENCE {
        built-in-standard-attributes   BuiltInStandardAttributes
        built-in-domain-defined-attributes   BuiltInDomainDefinedAttributes OPTIONAL,
        -- see also teletex-domain-defined-attributes
        extension-attributes ExtensionAttributes OPTIONAL }

--      The OR-address is semantically absent from the OR-name if the built-in-standard-attribute sequence is empty
--      and the-built-in-domain-defined-attributes and extension-attributes are both omitted.

--      Built-in Standard Attributes

BuiltInStandardAttributes ::= SEQUENCE {
        country-name CountryName OPTIONAL,
        administration-domain-name AdministrationDomainName OPTIONAL,
        network-address [0] NetworkAddress OPTIONAL,
        -- see also extended-network-address
        terminal-identifier [1] TerminalIdentifier OPTIONAL,
        private-domain-name [2] PrivateDomainName OPTIONAL,
        organization-name [3] OrganizationName OPTIONAL,
        -- see also teletex-organization-name
        numeric-user-identifier [4] NumericUserIdentifier OPTIONAL,
        personal-name [5] PersonalName OPTIONAL,
        -- see also teletex-personal-name
        organizational-unit-names [6] OrganizationalUnitNames OPTIONAL
        -- see also teletex-organization-unit-names --}
```

FIGURE 2/X.411 (Part 19 of 26)

Abstract Syntax Definition of the MTS Abstract Service

```
CountryName ::= [APPLICATION 1] CHOICE {
        x121-dcc-code NumericString (SIZE (ub-country-name-numeric-length)),
        iso-3166-alpha2-code PrintableString (SIZE (ub-country-name-alpha-length)) }

AdministrationDomainName ::= [APPLICATION 2] CHOICE {
        numeric NumericString (SIZE (0. .ub-domain-name-length)),
        printable PrintableString (SIZE (0. .ub-domain-name-length)) }

NetworkAddress ::= X121Address

-- see also extended-network-address

X121Address ::= NumericString (SIZE (1. .ub-x121-address-length))

TerminalIdentifier ::= PrintableString (SIZE (1. .ub-terminal-id-length))

PrivateDomainName ::= CHOICE {
        numeric NumericString (SIZE (1. .ub-domain-name-length)),
        printable PrintableString (SIZE (1. .ub-domain-name-length)) }

OrganizationName ::= PrintableString (SIZE (1. .ub-organization-name-length))

-- see also teletex-organization-name

NumericUserIdentifier ::= NumericString (SIZE (1. .ub-numeric-user-id-length))

PersonalName ::= SET {
        surname [0] PrintableString (SIZE (1. .ub-surname-length)),
        given-name [1] PrintableString (SIZE (1. .ub-given-name-length)) OPTIONAL,
        initials [2] PrintableString (SIZE (1. .ub-initials-length)) OPTIONAL,
        generation-qualifier [3] PrintableString (SIZE (1. .ub-generation-qualifier-length))
        OPTIONAL }
-- see also teletex-personal-name

OrganizationalUnitNames ::= SEQUENCE SIZE (1. .ub-organizational-units) OF OrganizationalUnitName
-- see also teletex-organizational-unit-names

OrganizationalUnitName ::= PrintableString (SIZE (1. .ub-organizational-unit-name-length))

--      Built-in-Domain-defined Attributes

BuiltInDomainDefinedAttributes ::= SEQUENCE SIZE (1. .ub-domain-defined-attributes) OF
                                   BuiltInDomainDefinedAttribute

BuiltInDomainDefinedAttribute ::= SEQUENCE  {
        type PrintableString (SIZE (1. .ub-domain-defined-attribute-type-length)),
        value PrintableString (SIZE (1. .ub-domain-defined-attribute-value-length)) }

--      Extension Attributes

ExtensionAttributes ::= SET SIZE (1. .ub-extension-attributes) OF ExtensionAttribute

ExtensionAttribute ::= SEQUENCE {
        extension-attribute-type [0] EXTENSION-ATTRIBUTE,
        extension-attribute-value [1] ANY DEFINED BY extension-attribute-type }

EXTENSION-ATTRIBUTE MACRO ::=
BEGIN

TYPE NOTATION ::= type | empty
VALUE NOTATION ::= value (VALUE INTEGER (0. .ub-extension-attributes))

END   -- of EXTENSION-ATTRIBUTE
```

FIGURE 2/X.411 (Part 20 of 26)

Abstract Syntax Definition of the MTS Abstract Service

```
-- Extension Standard Attributes

common-name EXTENSION-ATTRIBUTE
        CommonName
        ::= 1

CommonName ::= PrintableString (SIZE (1. .ub-common-name-length))

teletex-common-name EXTENSION-ATTRIBUTE
        TeletexCommonName
        ::= 2

TeletexCommonName ::= TeletexString (SIZE (1. .ub-common-name-length))

teletex-organization-name EXTENSION-ATTRIBUTE
        TeletexOrganizationName
        ::= 3

TeletexOrganizationName ::= TeletexString (SIZE (1. .ub-organization-name-length))

teletex-personal-name EXTENSION-ATTRIBUTE
        TeletexPersonalName
        ::= 4

TeletexPersonalName ::= SET {
        surname [0] TeletexString (SIZE (1. .ub-surname-length)),
        given-name [1] TeletexString (SIZE (1. .ub-given-name-length)) OPTIONAL,
        initials [2] TeletexString (SIZE (1. .ub-initials-length)) OPTIONAL,
        generation-qualifier [3] TeletexString (SIZE (1. .ub-generation-qualifier-length))
        OPTIONAL }

teletex-organizational-unit-names EXTENSION-ATTRIBUTE
        TeletexOrganizationalUnitNames
        ::= 5

TeletexOrganizationalUnitNames ::= SEQUENCE SIZE (1. .ub-organizational-units) OF
        TeletexOrganizationalUnitName

TeletexOrganizationalUnitName ::= TeletexString (SIZE (1. .ub-organizational-unit-name-length))

pds-name EXTENSION-ATTRIBUTE
        PDSName
        ::= 7

PDSName ::= PrintableString (SIZE (1. .ub-pds-name-length))

physical-delivery-country-name EXTENSION-ATTRIBUTE
        PhysicalDeliveryCountryName
        ::= 8

PhysicalDeliveryCountryName ::= CHOICE {
        x121-dcc-code NumericString (SIZE (ub-country-name-numeric-length)),
        iso-3166-alpha2-code PrintableString (SIZE (ub-country-name-alpha-length)) }

postal-code EXTENSION-ATTRIBUTE
        PostalCode
        ::= 9

PostalCode ::= CHOICE {
        numeric-code NumericString (SIZE (1. .ub-postal-code-length)),
        printable-code PrintableString (SIZE (1. .ub-postal-code-length)) }
```

FIGURE 2/X.411 (Part 21 of 26)

Abstract Syntax Definition of the MTS Abstract Service

```
physical-delivery-office-name EXTENSION-ATTRIBUTE
        PhysicalDeliveryOfficeName
        ::= 10

PhysicalDeliveryOfficeName ::= PDSParameter

physical-delivery-office-number EXTENSION-ATTRIBUTE
        PhysicalDeliveryOfficeNumber
        ::= 11

PhysicalDeliveryOfficeNumber ::= PDSParameter

extension-OR-address-components EXTENSION-ATTRIBUTE
        ExtensionORAddressComponents
        ::= 12

ExtensionORAddressComponents ::= PDSParameter

physical-delivery-personal-name EXTENSION-ATTRIBUTE
        PhysicalDeliveryPersonalName
        ::= 13

PhysicalDeliveryPersonalName ::= PDSParameter

physical-delivery-organization-name EXTENSION-ATTRIBUTE
        PhysicalDeliveryOrganizationName
        ::= 14

PhysicalDeliveryOrganizationName ::= PDSParameter

extension-physical-delivery-address-components EXTENSION-ATTRIBUTE
        ExtensionPhysicalDeliveryAddressComponents
        ::= 15

ExtensionPhysicalDeliveryAddressComponents ::= PDSParameter

unformatted-postal-address EXTENSION-ATTRIBUTE
        UnformattedPostalAddress
        ::= 16

UnformattedPostalAddress ::= SET {
        printable-address SEQUENCE SIZE (1. .ub-pds-physical-address-lines) OF
                PrintableString (SIZE (1. .ub-pds-parameter-length)) OPTIONAL,
        teletex-string TeletexString (SIZE (1. .ub-unformatted-address-length)) OPTIONAL }

street-address EXTENSION-ATTRIBUTE
        StreetAddress
        ::= 17

StreetAddress ::= PDSParameter

post-office-box-address EXTENSION-ATTRIBUTE
        PostOfficeBoxAddress
        ::= 18

PostOfficeBoxAddress ::= PDSParameter

poste-restante-address EXTENSION-ATTRIBUTE
        PosteRestanteAddress
        ::= 19

PosteRestanteAddress ::= PDSParameter
```

FIGURE 2/X.411 (Part 22 of 26)

Abstract Syntax Definition of the MTS Abstract Service

```
unique-postal-name EXTENSION-ATTRIBUTE
        UniquePostalName
        ::= 20

UniquePostalName ::= PDSParameter

local-postal-attributes EXTENSION-ATTRIBUTE
        LocalPostalAttributes
        ::= 21

LocalPostalAttributes ::= PDSParameter

PDSParameter ::= SET {
        printable-string PrintableString (SIZE (1. .ub-pds-parameter-length)) OPTIONAL,
        teletex-string TeletexString (SIZE (1. .ub-pds-parameter-length)) OPTIONAL }

extended-network-address EXTENSION-ATTRIBUTE
        ExtendedNetworkAddress
        ::= 22

ExtendedNetworkAddress ::= CHOICE {
        e163-4-address SEQUENCE {
                number [0] NumericString (SIZE (1. .ub-e163-4-number-length)),
                sub-address [1] NumericString (SIZE (1. .ub-e163-4-sub-address-length)) OPTIONAL },
        psap-address [0] PresentationAddress }

terminal-type EXTENSION-ATTRIBUTE
        TerminalType
        ::= 23

TerminalType ::= INTEGER {
        telex (3),
        teletex (4),
        g3-facsimile (5),
        g4-facsimile (6),
        ia5-terminal (7),
        videotex (8) } (0. .ub-integer-options)

-- Extension Domain-defined Attributes

teletex-domain-defined-attributes EXTENSION-ATTRIBUTE
        TeletexDomainDefinedAttributes
        ::= 6

TeletexDomainDefinedAttributes ::= SEQUENCE SIZE (1. .ub-domain-defined-attributes) OF
        TeletexDomainDefinedAttribute

TeletexDomainDefinedAttribute ::= SEQUENCE {
        typeTeletexString (SIZE (1. .ub-domain-defined-attribute-type-length)),
        value TeletexString (SIZE (1. .ub-domain-defined-attribute-value-length)) }
```

FIGURE 2/X.411 (Part 23 of 26)

Abstract Syntax Definition of the MTS Abstract Service

```
-- Encoded Information Types

EncodedInformationTypes ::= [APPLICATION 5] SET {
        built-in-encoded-information-types [0] BuiltInEncodedInformationTypes,
        -- non-basic parameters -- COMPONENTS OF NonBasicParameters,
        extended-encoded-information-types [4] ExtendedEncodedInformationTypes OPTIONAL }

-- Built-in Encoded Information Types

BuiltInEncodedInformationTypes ::= BIT STRING {
        undefined (0),
        ia5-text (2),
        g3-facsimile (3),
        g4-class-1 (4),
        teletex (5),
        videotex (6),
        voice (7),
        sfd (8),
        mixed-mode (9) } (SIZE (0. .ub-built-in-encoded-information-types))

-- Non-Basic Parameters

NonBasicParameters ::= SET {
        g3-facsimile [1] G3FacsimileNonBasicParameters DEFAULT { },
        teletex [2] TeletexNonBasicParameters DEFAULT { },
        g4-class-1-and-mixed-mode [3] G4Class1AndMixedModeNonBasicParameters OPTIONAL }

G3FacsimileNonBasicParameters ::= BIT STRING {
        two-dimensional (8),
        fine-resolution (9),
        unlimited-length (20),
        b4-length (21),
        a3-width (22),
        b4-width (23),
        uncompressed (30) }        -- as defined in Recommendation T.30

TeletexNonBasicParameters ::= SET {
        graphic-character-sets [0] TeletexString OPTIONAL,
        control-character-sets [1] TeletexString OPTIONAL,
        page-formats [2] OCTET STRING OPTIONAL,
        miscellaneous-terminal-capabilities [3] TeletexString OPTIONAL,
        private-use [4] OCTET STRING OPTIONAL    -- maximum ub-teletex-private-use-length octets -- }
        -- as defined in Recommandation T.62

G4Class1AndMixedModeNonBasicParameters ::= PresentationCapabilities

PresentationCapabilities ::= ANY  -- as defined in Recommendation T.400, T.503 and T.501

-- Extended Encoded Information Types

ExtendedEncodedInformationTypes ::= SET SIZE (1. .ub-encoded-information-types) OF
        ExtendedEncodedInformationType

ExtendedEncodedInformationType ::= OBJECT IDENTIFIER
```

FIGURE 2/X.411 (Part 24 of 26)

Abstract Syntax Definition of the MTS Abstract Service

```
--      Token

Token ::= SEQUENCE {
        token-type-identifier [0] IMPLICIT TOKEN,
        token [1] ANY DEFINED BY token-type-identifier }

TOKEN MACRO ::=
BEGIN

TYPE NOTATION ::= type | empty
VALUE NOTATION ::= (VALUE OBJECT IDENTIFIER)

END   -- of TOKEN

asymmetric-token TOKEN
                AsymmetricToken
        ::= id-tok-asymmetricToken

AsymmetricToken ::= SIGNED SEQUENCE {
        signature-algorithm-identifier AlgorithmIdentifier,
        name CHOICE {
                recipient-name RecipientName,
                [3]  SEQUENCE {
                        global-domain-identifier GlobalDomainIdentifier OPTIONAL,
                        mta-name MTAName } },
        time Time,
        signed-data [0] TokenData OPTIONAL,
        encryption-algorithm-identifier [1] AlgorithmIdentifier OPTIONAL,
        encrypted-data [2] IMPLICIT ENCRYPTED TokenData OPTIONAL }

TokenData ::= SEQUENCE {
        type [0] IMPLICIT TOKEN-DATA,
        value [1] ANY DEFINED BY type }

TOKEN-DATA MACRO ::=
BEGIN

TYPE NOTATION ::= type | empty
VALUE NOTATION ::= value (VALUE INTEGER)

END -- of TOKEN-DATA

bind-token-signed-data TOKEN-DATA
                BindTokenSignedData
        ::= 1

BindTokenSignedData ::= RandomNumber

RandomNumber ::= BIT STRING

message-token-signed-data TOKEN-DATA
                MessageTokenSignedData
        ::= 2

MessageTokenSignedData ::= SEQUENCE {
        content-confidentiality-algorithm-identifier [0] ContentConfidentialityAlgorithmIdentifier OPTIONAL,
        content-integrity-check [1] IMPLICIT ContentIntegrityCheck OPTIONAL,
        message-security-label [2] MessageSecurityLabel OPTIONAL,
        proof-of-delivery-request [3] ProofOfDeliveryRequest OPTIONAL,
        message-sequence-number [4] INTEGER OPTIONAL }
```

FIGURE 2/X.411 (partie 25 de 26)

Abstract Syntax Definition of the MTS Abstract Service

```
message-token-encrypted-data TOKEN-DATA
        MessageTokenEncryptedData
    ::= 3

MessageTokenEncryptedData ::= SEQUENCE {
    content-confidentiality-key [0] EncryptionKey OPTIONAL,
    content-integrity-check [1] IMPLICIT ContentIntegrityCheck OPTIONAL,
    message-security-label [2] MessageSecurityLabel OPTIONAL,
    content-integrity-key [3] EncryptionKey OPTIONAL,
    message-sequence-number [4] INTEGER OPTIONAL }

EncryptionKey ::= BIT STRING

bind-token-encrypted-data TOKEN-DATA
        BindTokenEncryptedData
    ::= 4

BindTokenEncryptedData ::= EXTERNAL

--  Security Label

SecurityLabel ::= SET {
    security-policy-identifier SecurityPolicyIdentifier OPTIONAL,
    security-classification SecurityClassification OPTIONAL,
    privacy-mark PrivacyMark OPTIONAL,
    security-categories SecurityCategories OPTIONAL }

SecurityPolicyIdentifier ::= OBJECT IDENTIFIER

SecurityClassification ::= INTEGER {
    unmarked (0),
    unclassified (1),
    restricted (2),
    confidential (3),
    secret (4),
    top-secret (5) } (0. .ub-integer-options)

PrivacyMark ::= PrintableString (SIZE (1. .ub-privacy-mark-length))

SecurityCategories ::= SET SIZE (1. .ub-security-categories) OF SecurityCategory

SecurityCategory ::= SEQUENCE {
    type [0] IMPLICIT SECURITY-CATEGORY,
    value [1] ANY DEFINED BY type }

SECURITY-CATEGORY MACRO ::=
BEGIN

TYPE NOTATION ::= type | empty
VALUE NOTATION ::= value (VALUE OBJECT IDENTIFIER)

END  -- of SECURITY-CATEGORY

END  -- of MTSAbstractService
```

FIGURE 2/X.411 (partie 26 de 26)

Abstract Syntax Definition of the MTS Abstract Service

10 Refined Message Transfer System Model

Clause 6 describes the MTS as an object, without reference to its internal structure. This clause refines the MTS model, and exposes its component objects and the ports shared between them.

Figure 3/X.411 models the MTS and reveals its internal structure.

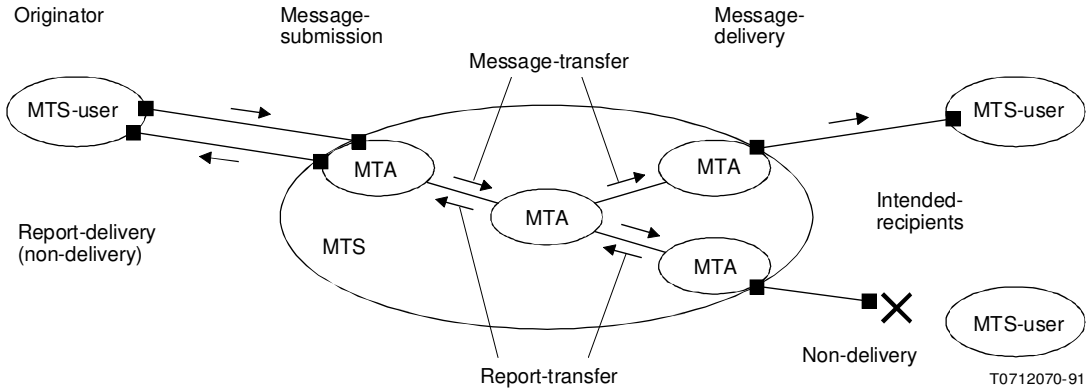

FIGURE 3/X.411

Refined message transfer system model

The MTS comprises a collection of message-transfer-agent (MTA) objects, which cooperate together to form the MTS and offer the MTS Abstract Service to its users. It is the MTAs which perform the active functions of the MTS, i.e. transfer of messages, probes and reports, generation of reports, and content conversion.

MTA objects also have ports, some of which are precisely those which are also visible at the boundary of the MTS object, i.e. submission-ports, delivery-ports and administration-ports. However, MTAs also have another type of port – a transfer-port – which are concerned with the distribution of the MTS Abstract Service between the MTAs, and are not visible at the boundary of the MTS object.

A transfer-port enables an MTA to transfer messages, probes and reports to another MTA. In general, a message, probe or report may have to be transferred a number of times between different MTAs to reach its intended destination.

If a message is addressed to multiple recipients served by several different MTAs, the message must be transferred through the MTS along several different paths. From the perspective of an MTA transferring such a message, some recipients may be reached via one path while other recipients may be reached via another. At such an MTA, two copies of the message are created, and each is transferred to the next MTA along its respective path. The copying and branching of the message is repeated until each copy has reached a final destination MTA, where the message can be delivered to one or more recipient MTS-users.

Every MTA along a path taken by a message is responsible for delivering or transferring the message to a particular subset of the originally-specified-recipients. Other MTAs take care of the delivery or transfer to remaining recipients, using copies of the messages created along the way.

Reports on the delivery or non-delivery of a message to one or more recipient MTS-users, are generated by MTAs in accordance with the request of the originator of the message and the originating-MTA. An MTA may generate a delivery-report upon successfully delivering a copy of a message to a recipient MTS-user. It may generate a non-delivery-report upon determining that a copy of a message is undeliverable to one or more recipients, that is, it is unable to deliver the message to the recipient MTS-users, or it is unable to transfer the message to an adjacent MTA that would take responsibility for delivery or transferring the message further.

For efficiency, an MTA may generate a single, combined report that applies to several copies of a single, multiple recipient message for which it is responsible. Both delivery- and non-delivery-reports may be combined together. However, in order for reports to be combined in this manner, the same content conversion, if any, must have been performed on the message for all recipients to whom the report refers.

Reports that pertain to copies of the same multiple recipient message but that were generated by different MTAs are not combined by any intermediate MTAs, but instead remain distinct.

When required, an MTA may perform content conversion. When neither the originating nor the recipient MTS-user requests nor prohibits conversion, implicit conversion of a message's encoded-information-types may be performed by an MTA to suit the encoded-information-types that the recipient MTS-user is able to receive. The originating MTS-user may also explicitly request conversion of specific encoded-information-types for a particular recipient MTS-user.

The submission-, delivery- and administration-ports of an MTA, which are also visible at the boundary of the MTS, are defined in Section 2 of this Recommendation. The remaining clauses in this section define the transfer-port of an MTA, and the procedures performed by MTAs to ensure the correct distributed operation of the MTS.

11 Message Transfer Agent Abstract Service Overview

Section 2 defines the MTS Abstract Service provided by the submission-, delivery- and administration-ports of an MTA. This clause defines the following abstract-operations that are provided by the transfer-ports of MTAs:

MTA-bind and MTA-unbind:

a) MTA-bind;

b) MTA-unbind.

Transfer Port Abstract-operations:

c) Message-transfer;

d) Probe-transfer;

e) Report-transfer.

11.1 *MTA-bind and MTA-unbind*

The **MTA-bind** enables an MTA to establish an association with another MTA. Abstract-operations other than MTA-bind can only be invoked in the context of an established association.

The **MTA-unbind** enables the release of an established association by the initiator of the association.

11.2 *Transfer Port Abstract-operations*

The **Message-transfer** abstract-operation enables an MTA to transfer a message to another MTA.

The **Probe-transfer** abstract-operation enables an MTA to transfer a probe to another MTA.

The **Report-transfer** abstract-operation enables an MTA to transfer a report to another MTA.

12 Message Transfer Agent Abstract Service Definition

The MTS Abstract Service is defined in clause 8. This clause defines the semantics of the parameters of the abstract-service provided by the transfer-ports of MTAs.

Subclause 12.1 defines the MTA-bind and MTA-unbind. Subclause 12.2 defines the transfer-port. Subclause 12.3 defines some common parameter types.

The abstract-syntax of the MTA Abstract Service is defined in clause 13.

12.1 *MTA-bind and MTA-unbind*

This subclause defines the abstract-services used to establish and release associations between MTAs.

12.1.1 *Abstract-bind and Abstract-unbind*

This subclause defines the following abstract-bind and abstract-unbind:

a) MTA-bind;

b) MTA-unbind.

12.1.1.1 *MTA-bind*

The MTA-bind enables an MTA to establish an association with another MTA.

The MTA-bind establishes the **credentials** of MTAs to interact, and the **application-context** and **security-context** of the association. An association can only be released by the initiator of that association (using MTA-unbind).

Abstract-operations other than MTA-bind can only be invoked in the context of an established association.

The successful completion of the MTA-bind signifies the establishment of an association.

The disruption of the MTA-bind by a bind-error indicates that an association has not been established.

12.1.1.1.1 *Arguments*

Table 28/X.411 lists the arguments of the MTA-bind, and for each argument qualifies its presence and indicates the clause in which the argument is defined.

TABLE 28/X.411

MTA-bind arguments

Argument	Presence	Clause
Bind argument		
Initiator-name	O	12.1.1.1.1.1
Initiator-credentials	O	12.1.1.1.1.2
Security-context	O	12.1.1.1.1.3

12.1.1.1.1.1 *Initiator-name*

This argument contains a name for the initiator of the association. It may be generated by the initiator of the association.

The name is an **MTA-name**.

12.1.1.1.1.2 *Initiator-credentials*

This argument contains the **credentials** of the initiator of the association. It may be generated by the initiator of the association.

The **initiator-credentials** may be used by the responder to authenticate the identity of the initiator (see CCITT Rec. X.509 | ISO/IEC 9594-8).

If only simple-authentication is proposed, the **initiator-credentials** comprise a simple **password** associated with the **initiator-name**.

If strong-authentication is used, the **initiator-credentials** comprise an **initiator-bind-token** and, optionally, an **initiator-certificate**.

The **initiator-bind-token** is a **token** generated by the initiator of the association. If the **initiator-bind-token** is an **asymmetric-token**, the **signed-data** comprises a **random-number**. The **encrypted-data** of an **asymmetric-token** may be used to convey secret security-relevant information (e.g. one or more symmetric-encryption-keys) used to secure the association, or may be absent from the **initiator-bind-token**.

Symmetric algorithms may be used within the above **asymmetric-token** (see 8.5.8).

The **initiator-certificate** is a **certificate** of the initiator of the association, generated by a trusted source (e.g. a certification-authority). It may be supplied by the initiator of the association, if the **initiator-bind-token** is an **asymmetric-token**. The **initiator-certificate** may be used to convey a verified copy of the public-asymmetric-encryption-key (**subject-public-key**) of the initiator of the association. The initiator's public-asymmetric-encryption-key may be used by the responder to validate the **initiator-bind-token** and to compute **encrypted-data** in the **responder-bind-token**. If the responder is known to have, or have access to, the initiator's **certificate** (e.g. via the Directory), the **initiator-certificate** may be omitted.

12.1.1.1.1.3 *Security-context*

This argument indicates the **security-context** that the initiator of the association proposes to operate at. It may be generated by the initiator of the association.

The **security-context** comprises one or more **security-labels** that defines the sensitivity of interactions that may occur between the MTAs for the duration of the association, in line with the security-policy in force. The **security-context** shall be one that is allowed by the **security-labels** associated with the MDs (MTAs).

If **security-contexts** are not established between the MTAs, the sensitivity of interactions that may occur between the MTAs may be at the discretion of the invoker of an abstract-operation.

12.1.1.1.2 *Results*

Table 29/X.411 lists the results of the MTA-bind, and for each result qualifies its presence and indicates the clause in which the result is defined.

12.1.1.1.2.1 *Responder-name*

This argument contains a name for the responder of the association. It may be generated by the responder of the association.

The name is an **MTA-name**.

TABLE 29/X.411

MTA-bind results

Result	Presence	Clause
Bind result		
Responder-name	O	12.1.1.1.2.1
Responder-credentials	O	12.1.1.1.2.2

12.1.1.1.2.2 *Responder-credentials*

This argument contains the **credentials** of the responder of the association. It may be generated by the responder of the association.

The **responder-credentials** may be used by the initiator to authenticate the identity of the responder (see CCITT Rec. X.509 | ISO/IEC 9594-8).

If only simple-authentication is used, the **responder-credentials** comprise a simple **password** associated with the **responder-name**.

If strong-authentication is used, the **responder-credentials** comprise a **responder-bind-token**. The **responder-bind-token** is a **token** generated by the responder of the association. The **responder-bind-token** shall be the same type of **token** as the **initiator-bind-token**. If the **responder-bind-token** is an **asymmetric-token**, the **signed-data** comprises a **random-number** (which may be related to the **random-number** supplied in the **initiator-bind-token**). The **encrypted-data** of an **asymmetric-token** may be used to convey security-relevant information (e.g. one or more symmetric-encryption-keys) used to secure the association, or may be absent from the **responder-bind-token**.

Symmetric algorithms may be used within the above **asymmetric-token** (see 8.5.8).

12.1.1.1.3 *Bind-errors*

The bind-errors that may disrupt the MTA-bind are defined in 12.1.2.

12.1.1.2 *MTA-unbind*

The MTA-unbind enables the release of an established association by the initiator of the association.

12.1.1.2.1 *Arguments*

The MTA-unbind service has no arguments.

12.1.1.2.2 *Results*

The MTA-unbind service returns an empty result as indication of release of the association.

12.1.1.2.3 *Unbind-errors*

There are no unbind-errors that may disrupt the MTA-unbind.

12.1.2 *Bind-errors*

This clause defines the following bind-errors:

a) authentication-error;

b) busy;

c) unacceptable-dialogue-mode;

d) unacceptable-security-context.

12.1.2.1 *Authentication-error*

The Authentication-error bind-error reports that an association cannot be established due to an authentication error; the initiator's **credentials** are not acceptable or are improperly specified.

The Authentication-error bind-error has no parameters.

12.1.2.2 *Busy*

The Busy bind-error reports that an association cannot be established because the responder is busy.

The Busy bind-error has no parameters.

12.1.2.3 *Unacceptable-dialogue-mode*

The Unacceptable-dialogue-mode bind-error reports that the dialogue-mode proposed by the initiator of the association is unacceptable to the responder (see clause 12 of CCITT Rec. X.419 | ISO/IEC 10021-6).

The Unacceptable-dialogue-mode bind-error has no parameters.

12.1.2.4 *Unacceptable-security-context*

The Unacceptable-security-context bind-error reports that the **security-context** proposed by the initiator of the association is unacceptable to the responder.

The Unacceptable-security-context bind-error has no parameters.

12.2 *Transfer port*

This clause defines the abstract-operations and abstract-errors which occur at a transfer-port.

12.2.1 *Abstract-operations*

This clause defines the following transfer-port abstract-operations:

a) message-transfer;

b) probe-transfer;

c) report-transfer.

12.2.1.1 *Message-transfer*

The Message-transfer abstract-operation enables an MTA to transfer a message to another MTA.

12.2.1.1.1 *Arguments*

Table 30/X.411 lists the arguments of the Message-transfer abstract-operation, and for each argument qualifies its presence and identifies the clause in which the argument is defined.

TABLE 30/X.411

Message-transfer arguments

Argument	Presence	Clause
Relaying arguments		
Message-identifier	M	12.2.1.1.1.1
Per-domain-bilateral-information	C	12.2.1.1.1.2
Trace-information	M	12.2.1.1.1.3
Internal-trace-information	C	12.2.1.1.1.4
DL-expansion-history	C	8.3.1.1.1.7
Originator argument		
Originator-name	M	8.2.1.1.1.1
Recipient arguments		
Recipient-name	M	8.2.1.1.1.2
Originally-specified-recipient-number	M	12.2.1.1.1.5
Responsibility	M	12.2.1.1.1.6
DL-expansion-prohibited	C	8.2.1.1.1.6
Disclosure-of-other-recipients	C	8.2.1.1.1.7
Redirection arguments		
Alternate-recipient-allowed	C	8.2.1.1.1.3
Recipient-reassignment-prohibited	C	8.2.1.1.1.4
Originator-requested-alternate-recipient	C	8.2.1.1.1.5
Intended-recipient-name	C	8.3.1.1.1.4
Redirection-reason	C	8.3.1.1.1.5
Priority argument		
Priority	C	8.2.1.1.1.8
Conversion arguments		
Implicit-conversion-prohibited	C	8.2.1.1.1.9
Conversion-with-loss-prohibited	C	8.2.1.1.1.10
Explicit-conversion	C	12.2.1.1.1.9
Delivery time arguments		
Deferred-delivery-time	C	12.2.1.1.1.7
Latest-delivery-time	C	8.2.1.1.1.13
Delivery method argument		
Requested-delivery-method	C	8.2.1.1.1.14
Physical delivery argument		
Physical-forwarding-prohibited	C	8.2.1.1.1.15
Physical-forwarding-address-request	C	8.2.1.1.1.16
Physical-delivery-modes	C	8.2.1.1.1.17
Registered-mail-type	C	8.2.1.1.1.18
Recipient-number-for-advice	C	8.2.1.1.1.19
Physical-rendition-attributes	C	8.2.1.1.1.20
Originator-return-address	C	8.2.1.1.1.21
Delivery report request arguments		
Originator-report-request	M	8.2.1.1.1.22
Originating-MTA-report-request	M	12.2.1.1.1.8
Content-return-request	C	8.2.1.1.1.23
Physical-delivery-report-request	C	8.2.1.1.1.24
Security arguments		
Originator-certificate	C	8.2.1.1.1.25
Message-token	C	8.2.1.1.1.26
Content-confidentiality-algorithm-identifier	C	8.2.1.1.1.27
Content-integrity-check	C	8.2.1.1.1.28
Message-origin-authentication-check	C	8.2.1.1.1.29
Message-security-label	C	8.2.1.1.1.30
Proof-of-delivery-request	C	8.2.1.1.1.32
Content arguments		
Original-encoded-information-types	C	8.2.1.1.1.33
Content-type	M	8.2.1.1.1.34
Content-identifier	C	8.2.1.1.1.35
Content-correlator	C	8.2.1.1.1.36
Content	M	8.2.1.1.1.37
Notification-type	O	8.2.1.1.1.38
Service-message	O	8.2.1.1.1.39

12.2.1.1.1.1 *Message-identifier*

This argument contains an **MTS-identifier** that distinguishes the message from all other messages, probes and reports within the MTS. It shall be generated by the originating-MTA of the message, and shall have the same value as the **message-submission-identifier** supplied to the originator of the message when the message was submitted, and the **message-delivery-identifier** supplied to the recipients of the message when the message is delivered.

When a message is copied for routing to multiple recipients via different MTAs, each copy of the message bears the **message-identifier** of the original.

12.2.1.1.1.2 *Per-domain-bilateral-information*

This argument contains information intended for MDs which the message will encounter as it is transferred through the MTS. It may be generated by the originating-MD of the message.

This argument may contain zero or more elements, each of which comprises:

– the **bilateral-information** intended for an MD;

– the **country-name** and, optionally, the **administration-domain-name** and, optionally, the **private-domain-identifier** of the MD for which the **bilateral-information** is intended.

12.2.1.1.1.3 *Trace-information*

This argument documents the actions taken on the message (or probe or report) by each MD through which the message (or probe or report) passes as it is transferred through the MTS (see 12.3.1). It shall be generated by each MD through which the message (or probe or report) passes.

12.2.1.1.1.4 *Internal-trace-information*

This argument documents the actions taken on the message (or probe or report) by each MTA through which the message (or probe or report) passes as it is transferred within an MD (see 12.3.1). It shall be generated by each MTA through which the message (or probe or report) passes within an MD.

12.2.1.1.1.5 *Originally-specified-recipient-number*

This argument shall be generated by the originating-MTA of the message. A different value of this argument is specified for each originally-specified-recipient of the message.

The **originally-specified-recipient-number** is an integer value in the range that begins with one and ends with the number of originally-specified-recipients.

There is a one-to-one relationship between a particular **originally-specified-recipient-number** value and a particular **recipient-name** at the time of message-submission; it should not be assumed that this is a singular relationship at the time of message-delivery. That is, an **originally-specified-recipient-number** value can be used to distinguish an originally specified **recipient-name**, but not an actual recipient that will receive the message.

12.2.1.1.1.6 *Responsibility*

This argument indicates whether the receiving-MTA shall have the responsibility to either deliver the message to a recipient or to transfer it to another MTA for subsequent delivery to the recipient. It shall be generated by the sending-MTA. A different value of this argument may be specified for each recipient of the message.

This argument may have one of the following values: **responsible** or **not-responsible**.

12.2.1.1.1.7 *Deferred-delivery-time*

This argument is defined in 8.2.1.1.1.12. It may appear in a message at a transfer-port if there is a bilateral agreement that an MTA other than the originating-MTA of the message will defer the delivery of the message. It shall be absent once the request for deferral has been honoured.

In the absence of a bilateral agreement, the MTA shall, as a local matter, either:

a) defer delivery of the message; or

b) process the message as if the **deferred-delivery-time** was not present; or

c) if the deferred delivery time has not yet passed, the message is non-delivered with reason code **deferred-delivery-not-performed** and diagnostic-code **no-bilateral-agreement**.

12.2.1.1.1.8 *Originating-MTA-report-request*

This argument indicates the kind of report requested by the originating-MTA. It shall be generated by the originating-MTA of the message. A different value of this argument may be specified for each recipient of the message.

This argument may have one of the following values:

– **non-delivery-report**: a report is returned only in case of non-delivery, and it contains only the **last-trace-information**;

– **report**: a report is returned in case of delivery or non-delivery, and it contains only the **last-trace-information**;

– **audited-report**: a report is returned in case of delivery or non-delivery, and it contains all of the **trace-information**.

The **originating-MTA-report-request** argument shall specify at least the report level specified in the **originator-report-request** argument, where the increasing order of report levels is **no-report**, **non-delivery-report**, **report**, **audited-report**.

12.2.1.1.1.9 *Explicit-conversion*

This argument is defined in 8.2.1.1.1.11. Once the specified explicit conversion has been performed, the argument shall be removed.

12.2.1.1.2 *Results*

The Message-transfer abstract-operation does not return a result.

12.2.1.1.3 *Abstract-errors*

There are no abstract-errors that may disrupt the Message-transfer abstract-operation.

12.2.1.2 *Probe-transfer*

The Probe-transfer abstract-operation enables an MTA to transfer a probe to another MTA.

12.2.1.2.1 *Arguments*

Table 31/X.411 lists the arguments of the Probe-transfer abstract-operation, and for each argument qualifies its presence and identifies the clause in which the argument is defined.

12.2.1.2.1.1 *Probe-identifier*

This argument contains an **MTS-identifier** that distinguishes the probe from all other messages, probes and reports within the MTS. It shall be generated by the originating-MTA of the probe, and shall have the same value as the **probe-submission-identifier** supplied to the originator of the probe when the probe was submitted.

TABLE 31/X.411

Probe-transfer arguments

Argument	Presence	Clause
Relaying arguments		
Probe-identifier	M	12.2.1.2.1.1
Per-domain-bilateral-information	C	12.2.1.1.1.2
Trace-information	M	12.2.1.1.1.3
Internal-trace-information	C	12.2.1.1.1.4
DL-expansion-history	C	8.3.1.1.1.7
Originator argument		
Originator-name	M	8.2.1.1.1.1
Recipient arguments		
Recipient-name	M	8.2.1.1.1.2
Originally-specified-recipient-number	M	12.2.1.1.1.5
Responsibility	M	12.2.1.1.1.6
DL-expansion-prohibited	C	8.2.1.1.1.6
Redirection arguments		
Alternate-recipient-allowed	C	8.2.1.1.1.3
Recipient-reassignment-prohibited	C	8.2.1.1.1.4
Originator-requested-alternate-recipient	C	8.2.1.1.1.5
Intended-recipient-name	C	8.3.1.1.1.4
Redirection-reason	C	8.3.1.1.1.5
Conversion arguments		
Implicit-conversion-prohibited	C	8.2.1.1.1.9
Conversion-with-loss-prohibited	C	8.2.1.1.1.10
Explicit-conversion	C	8.2.1.1.1.11
Delivery method argument		
Requested-delivery-method	C	8.2.1.1.1.14
Physical delivery argument		
Physical-rendition-attributes	C	8.2.1.1.1.20
Report request arguments		
Originator-report-request	M	8.2.1.1.1.22
Originating-MTA-report-request	M	12.2.1.1.1.8
Security arguments		
Originator-certificate	C	8.2.1.1.1.25
Probe-origin-authentication-check	C	8.2.1.2.1.1
Message-security-label	C	8.2.1.1.1.30
Content arguments		
Original-encoded-information-types	C	8.2.1.1.1.33
Content-type	M	8.2.1.1.1.34
Content-identifier	C	8.2.1.1.1.35
Content-correlator	C	8.2.1.1.1.36
Content-length	C	8.2.1.2.1.2
Service-message	O	8.2.1.1.1.39

12.2.1.2.2 *Results*

The Probe-transfer abstract-operation does not return a result.

12.2.1.2.3 *Abstract-errors*

There are no abstract-errors that may disrupt the Probe-transfer abstract-operation.

12.2.1.3 *Report-transfer*

The Report-transfer abstract-operation enables an MTA to transfer a report to another MTA.

12.2.1.3.1 *Arguments*

Table 32/X.411 lists the arguments of the Report-transfer abstract-operation, and for each argument qualifies its presence and identifies the clause in which the argument is defined.

12.2.1.3.1.1 *Report-identifier*

This argument contains an **MTS-identifier** that distinguishes the report from all other messages, probes and reports within the MTS. It shall be generated by the originating-MTA of the report.

12.2.1.3.1.2 *Report-destination-name*

This argument contains the **OR-name** of the immediate destination of the report. It shall be generated by the originating-MTA of the report, and subsequently modified by the DL expansion-points if any DLs had been expanded to add recipients to the subject.

The originating-MTA of the report shall set this argument to be the **originator-name** of the subject if the subject does not have a **DL-expansion-history**, or to the last **OR-name** in the **DL-expansion-history** if this is present in the subject.

A DL expansion-point may replace its own **OR-name** in this argument by the **OR-name** which immediately precedes its own **OR-name** in the report's **originator-and-DL-expansion-history**, or some other **OR-name** according to the reporting-policy of the DL.

12.2.1.3.1.3 *Subject-identifier*

This argument contains the **message-identifier** (or **probe-identifier**) of the subject (an **MTS-identifier**). It shall be generated by the originating-MTA of the subject.

12.2.1.3.1.4 *Subject-intermediate-trace-information*

This argument contains the **trace-information** present in the subject when it was transferred into the reporting-MD. It shall be present if, and only if, an audit-and-confirmed report was requested by the originating-MTA of the subject. It may be generated by the reporting-MTA.

Note – The inclusion in the **subject-intermediate-trace-information** of the **internal-trace-information** present in the subject when it was transferred to the reporting-MTA (is for further study; may be the subject of future standardization).

12.2.1.3.1.5 *Arrival-time*

This argument contains the **Time** at which the subject entered the MD making the report. It shall be generated by the originating-MD of the report. A different value of this argument may be specified for each recipient of the subject to which the report relates.

TABLE 32/X.411

Report-transfer arguments

Argument	Presence	Clause
Relaying arguments		
Report-identifier	M	12.2.1.3.1.1
Trace-information	M	12.2.1.1.1.3
Internal-trace-information	C	12.2.1.1.1.4
Report destination argument		
Report-destination-name	M	12.2.1.3.1.2
Report request argument		
Originator-report-request	M	8.2.1.1.1.22
Subject trace arguments		
Subject-identifier	M	12.2.1.3.1.3
Originally-specified-recipient-number	M	12.2.1.1.1.5
Subject-intermediate-trace-information	C	12.2.1.3.1.4
Arrival-time	M	12.2.1.3.1.5
Originator-and-DL-expansion-history	C	8.3.1.2.1.3
Reporting-DL-name	C	8.3.1.2.1.4
Conversion argument		
Converted-encoded-information-types	C	8.3.1.2.1.5
Supplementary information arguments		
Supplementary-information	C	8.3.1.2.1.6
Physical-forwarding-address	C	8.3.1.2.1.7
Subject redirection arguments		
Actual-recipient-name	M	8.3.1.2.1.2
Intended-recipient-name	C	8.3.1.1.1.4
Redirection-reason	C	8.3.1.1.1.5
Content arguments		
Original-encoded-information-types	C	8.2.1.1.1.33
Content-type	C	8.2.1.1.1.34
Content-identifier	C	8.2.1.1.1.35
Content-correlator	C	8.2.1.1.1.36
Returned-content	C	8.3.1.2.1.14
Delivery arguments		
Message-delivery-time	C	8.3.1.2.1.8
Type-of-MTS-user	C	8.3.1.2.1.9
Non-delivery argument		
Non-delivery-reason-code	C	8.3.1.2.1.10
Non-delivery-diagnostic-code	C	8.3.1.2.1.11
Security arguments		
Recipient-certificate	C	8.3.1.1.2.1
Proof-of-delivery	C	8.3.1.1.2.2
Reporting-MTA-certificate	C	8.3.1.2.1.12
Report-origin-authentication-check	C	8.3.1.2.1.13
Message-security-label	C	8.2.1.1.1.30
Additional information argument		
Additional-information	C	12.2.1.3.1.6

12.2.1.3.1.6 *Additional-information*

The specification of the contents of this argument is by bilateral agreement between MDs.

12.2.1.3.2 *Results*

The Report-transfer abstract-operation does not return a result.

12.2.1.3.3 *Abstract-errors*

There are no abstract-errors that may disrupt the Report-transfer abstract-operation.

12.2.2 *Abstract-errors*

The transfer-port has no abstract-errors.

12.3 *Common Parameter Types*

This subclause defines a number of common parameter types of the MTA Abstract Service.

12.3.1 *Trace-information and internal-trace-information*

Trace-information documents the actions taken on a message, probe or report by each MD through which it passes as it is transferred through the MTS.

Internal-trace-information documents the actions taken on a message, probe or report by each MTA through which it passes as it is transferred through an MD. **Internal-trace-information** may be removed from a message, probe or report before it is transferred out of an MD. An MD may (but is not required to) remove **internal-trace-information** relating to other MDs.

Trace-information (or **internal-trace-information**) comprises a sequence of **trace-information-elements** (or **internal-trace-information-elements**). The first **trace-information-element** (or **internal-trace-information-element**) is that supplied by the originating-MD (or -MTA) of the message, probe or report. The second **trace-information-element** (or **internal-trace-information-element**) is that supplied by the next MD (or MTA) encountered by the message, probe or report, and so on. Each MD (or MTA) adds its **trace-information-element** (or **internal-trace-information-element**) to the end of the existing sequence. **Trace-information** is added by the first MTA encountered by the message, probe or report in each MD that it passes through and, if necessary, modified by subsequent MTAs in that MD.

Each **trace-information-element** includes the **global-domain-identifier** of the MD supplying the **trace-information-element**.

Each **internal-trace-information-element** includes the **MTA-name** of the MTA supplying the **internal-trace-information-element** and the **global-domain-identifier** of the MD to which the MTA belongs.

Each **trace-information-element** (or **internal-trace-information-element**) includes the **arrival-time** at which the message, probe or report entered the MD (or MTA). In the case of the originating-MD (or -MTA) of the message, probe or report, the **arrival-time** is the time of message-submission, probe-submission or report generation, respectively.

Each **trace-information-element** (or **internal-trace-information-element**) specifies the **routing-action** the MD (or MTA) supplying the **trace-information-element** (or **internal-trace-information-element**) took with respect to the message, probe or report. **Relayed** is the normal **routing-action** of transferring the message, probe or report to another MD (or MTA). **Rerouted** indicates that an attempt had previously been made to route the message, probe or report to an **attempted-domain** (or **attempted-MTA**); the **global-domain-identifier** of the **attempted-domain** is

included in the **trace-information-element**; if the rerouting attempt was to another MTA within the same MD, then the **MTA-name** of the **attempted-MTA** is included in the **internal-trace-information-element**; if the rerouting attempt was to another MD, then the **global-domain-identifier** of the **attempted-domain** is included in the **internal-trace-information-element** instead of an **MTA-name**.

Each **trace-information-element** (or **internal-trace-information-element**) also specifies any **additional-actions** the MD (or MTA) supplying the **trace-information-element** (or **internal-trace-information-element**) took with respect to the message, probe or report. Indications of any such **additional-actions** which appear in the **internal-trace-information-elements** during a traversal of an MD shall also be reflected in the corresponding **trace-information-element**(s) for the traversal of the MD.

If deferred-delivery caused the MD (or MTA) supplying the **trace-information-element** (or **internal-trace-information-element**) to hold the message for a period of time, the **deferred-time** when it started to process the message for delivery or transfer is also included in the **trace-information-element** (or **internal-trace-information-element**). This parameter is not present in **trace-information-elements** (or **internal-trace-information-elements**) on probes and reports.

If the MD (or MTA) supplying the **trace-information-element** (or **internal-trace-information-element**) subjects a message to conversion, the **converted-encoded-information-types** resulting from the conversion is also included in the **trace-information-element** (or **internal-trace-information-element**). For a probe, an MD (or MTA) that would have converted the subject-message indicates the **encoded-information-types** the subject-message would contain after conversion in its **trace-information-element** (or **internal-trace-information-element**). This parameter is not present in **trace-information** (or **internal-trace-information**) on reports.

If the MD (or MTA) redirects a message or a probe (for any, but not necessarily all, of a message's or probe's recipients), **redirected** is indicated in the **trace-information-element** (or **internal-trace-information-element**). This parameter is not present in **trace-information** (or **internal-trace-information**) on reports.

If the MD (or MTA) expands a DL of a message, **dl-operation** is indicated in the **trace-information-element** (or **internal-trace-information-element**). If the MD (or MTA) is a DL expansion-point and replaces its own **OR-name** in the **report-destination-name** of a report with another **OR-name** (see 12.2.1.3.1.2), **dl-operation** is indicated in the **trace-information-element** (or **internal-trace-information-element**) of the report. This parameter is not present in **trace-information** (or **internal-trace-information**) on probes.

Loop detection and suppression is done by an MD (or MTA) when it receives a message, probe or report from another MD (or MTA). Messages, probes and reports may legitimately re-enter an MD (or MTA) for several reasons (**rerouted**, etc.) and consequently a message, probe or report may have several disjoint **trace-information-elements** (or **internal-trace-information-elements**) from the same MD (or MTA). Each time a message, probe or report is transferred through an MD (or MTA) the generation of **trace-information-elements** (or **internal-trace-information-elements**) is performed as follows:

i) one **trace-information-element** (or **internal-trace-information-element**) is added, marked as **relayed**;

ii) if a rerouting attempt is to occur, then the trace-information-element (or internal-trace-information-element) added in i) is modified to rerouted [and the number of **trace-information-elements** (or **internal-trace-information-elements**) added by the MD (or MTA) for this traversal of the MD (or MTA) remains at one];

iii) if subsequent attempts to reroute occur, then a new **trace-information-element** (or **internal-trace-information-element**) is added (marked as **rerouted**) to reflect each new rerouting attempt.

Several rerouting attempts to the same MD (or MTA) may occur.

Each **trace-information-element** (or **internal-trace-information-element**) added by an MD (or MTA) may contain indications of **additional-actions** performed by the MD (or MTA) on the message or probe **[**i.e. **deferred-time** [not present in **trace-information** (or **internal-trace-information**) on probes], **converted-encoded-information-types**, and either **redirected** or **dl-operation]**. To indicate the order in which redirection and DL expansion have occurred, **redirected** and **dl-operation** indications shall not both appear in a single **trace-information-element** (or **internal-trace-information-element**).

13 Message Transfer Agent Abstract Syntax Definition

The abstract-syntax of the MTA Abstract Service is defined in Figure 4/X.411.

The abstract-syntax of the MTA Abstract Service is defined using the abstract syntax notation (ASN.1) defined in CCITT Rec. X.208 | ISO/IEC 8824, and the abstract service definition conventions defined in CCITT Rec. X.407 | ISO/IEC 10021-3.

The abstract-syntax definition of the MTA Abstract Service has the following major parts:

- *Prologue:* declarations of the exports from, and imports to, the MTA Abstract Service module (Figure 4/X.411, Part 1).
- *MTS Refinement, Objects and Ports:* refinement of the MTS object, and definitions of the MTA object and the transfer-port (Figure 4/X.411, Parts 1 and 2).
- *MTA-bind and MTA-unbind:* definitions of the MTA-bind and MTA-unbind used to establish and release associations between MTAs (Figure 4/X.411, Part 2).
- *Transfer Port:* definitions of the transfer-port abstract-operations: Message-transfer, Probe-transfer and Report-transfer (Figure 4/X.411, Part 2).
- *Message Transfer Envelope:* definition of the message-transfer-envelope (Figure 4/X.411, Part 3).
- *Probe Transfer Envelope:* definition of the probe-transfer-envelope (Figure 4/X.411, Part 4).
- *Report Transfer Envelope & Content:* definitions of the report-transfer-envelope and report-transfer-content (Figure 4/X.411, Parts 4 and 5).
- *Envelope & Report Content Fields:* definitions of envelope and report content fields (Figure 4/X.411, Parts 5 and 6).
- *Extension Fields:* definitions of extension-fields (Figure 4/X.411, Part 6).
- *Common Parameters Types:* definitions of common parameter types (Figure 4/X.411, Parts 6 and 7).

Note – The module implies a number of changes to the P1 protocol defined in Rec. X.411 (1988).

Each **extension-field** defined in Figure 4/X.411 (Part 6) carries with it an indication of its **criticality** for submission, transfer and delivery. The criticality mechanism is described in 9.2, and the procedures related to **extension-fields** and their **criticality** indications are further defined in clause 14.

```
MTAAbstractService { joint-iso-ccitt mhs-motis(6) mts(3) modules(0) mta-abstract-service(2) }

DEFINITIONS IMPLICIT TAGS ::=

BEGIN

-- Prologue
-- Exports everything

IMPORTS
        -- Abstract Service Macros
        ABSTRACT-BIND, ABSTRACT-OPERATION, ABSTRACT-UNBIND, OBJECT, PORT, REFINE
                FROM AbstractServiceNotation { joint-iso-ccitt mhs-motis(6) asdc(2) modules(0)
                        notation(1) }

        -- MTS Abstract Service Parameters
        administration, AdministrationDomainName, Content, ContentIdentifier, ContentLength, ContentType,
        content-confidentiality-algorithm-identifier, content-correlator, content-integrity-check,
        conversion-with-loss-prohibited, ConvertedEncodedInformationTypes, CountryName, DeferredDeliveryTime,
        delivery, dl-expansion-history, dl-expansion-prohibited, ExplicitConversion, EXTENSION, EXTENSIONS,
        GlobalDomainIdentifier, InitiatorCredentials, latest-delivery-time, message-origin-authentication-check,
        message-security-label, message-token, MTAName, mTS, MTSIdentifier,
        ORAddressAndOptionalDirectoryName, OriginalEncodedInformationTypes,
        originator-and-DL-expansion-history, originator-certificate, originator-return-address,
        PerMessageIndicators, physical-delivery-modes, physical-delivery-report-request,
        physical-forwarding-address, physical-forwarding-address-request, physical-forwarding-prohibited,
        physical-rendition-attributes, Priority, PrivateDomainIdentifier, probe-origin-authentication-check,
        proof-of-delivery, proof-of-delivery-request, recipient-certificate, recipient-number-for-advice,
        recipient-reassignment-prohibited, redirection-history, registered-mail-type, reporting-DL-name,
        reporting-MTA-certificate, ReportType, report-origin-authentication-check, requested-delivery-method,
        ResponderCredentials, SecurityContext, submission, SupplementaryInformation, Time
                FROM MTSAbstractService { joint-iso-ccitt mhs-motis(6) mts(3) modules(0)
                        mts-abstract-service(1) }

        -- Object Identifiers
        id-ot-mta, id-pt-transfer
                FROM MTSObjectIdentifiers { joint-iso-ccitt mhs-motis(6) mts(3) modules(0)
                        object-identifiers(0) }

        -- Upper Bounds
        ub-bit-options, ub-integer-options, ub-recipients, ub-transfers
                FROM MTSUpperBounds { joint-iso-ccitt mhs-motis(6) mts(3) modules(0)
                        upper-bounds(3) };

-- MTS Refinement

MTSRefinement ::= REFINE mTS AS
        mTA RECURRING
                submission      [S]  VISIBLE
                delivery        [S]  VISIBLE
                administration  [S]  VISIBLE
                transfer             PAIRED WITH mTA
```

FIGURE 4/X.411 (part 1 of 7)

Abstract syntax definition of the MTA abstract service

```
-- Objects

mTA OBJECT
        PORTS { submission [S], delivery [S], administration [S], transfer }
        ::= id-ot-mta

-- Ports

transfer PORT
        ABSTRACT OPERATIONS { MessageTransfer, ProbeTransfer, ReportTransfer }
        ::= id-pt-transfer

-- MTA-bind and MTA-unbind

MTABind ::= ABSTRACT-BIND
        TO { transfer }
        BIND
        ARGUMENT CHOICE {
                NULL,           -- if no authentication is required
                [1] SET {       -- if authentication is required
                        initiator-name [0] MTAName,
                        initiator-credentials [1] InitiatorCredentials,
                        security-context [2] SecurityContext OPTIONAL } }
        RESULT CHOICE {
                NULL,           -- if no authentication is required
                [1] SET {       -- if authentication is required
                        responder-name [0] MTAName,
                        responder-credentials [1] ResponderCredentials } }
        BIND-ERROR INTEGER {
                busy (0),
                authentication-error (2),
                unacceptable-dialogue-mode (3),
                unacceptable-security-context (4) } (0..ub-integer-options)

MTAUnbind ::= ABSTRACT-UNBIND
        FROM { transfer }

-- Transfer Port

MessageTransfer ::= ABSTRACT-OPERATION
        ARGUMENT Message

ProbeTransfer ::= ABSTRACT-OPERATION
        ARGUMENT Probe

ReportTransfer ::= ABSTRACT-OPERATION
        ARGUMENT Report

Message ::= SEQUENCE {
                envelope MessageTransferEnvelope,
                content Content }

Probe ::= ProbeTransferEnvelope

Report ::= SEQUENCE {
                envelope ReportTransferEnvelope,
                content ReportTransferContent }
```

FIGURE 4/X.411 (part 2 of 7)

Abstract syntax definition of the MTA abstract service

```
-- Message Transfer Envelope

MessageTransferEnvelope ::= SET {
        COMPONENTS OF PerMessageTransferFields,
        per-recipient-fields [2] SEQUENCE SIZE (1..ub-recipients) OF
                PerRecipientMessageTransferFields }

PerMessageTransferFields ::= SET {
        message-identifier MessageIdentifier,
        originator-name OriginatorName,
        original-encoded-information-types OriginalEncodedInformationTypes OPTIONAL,
        content-type ContentType,
        content-identifier ContentIdentifier OPTIONAL,
        priority Priority DEFAULT normal,
        per-message-indicators PerMessageIndicators DEFAULT { },
        deferred-delivery-time [0] DeferredDeliveryTime OPTIONAL,
        per-domain-bilateral-information [1] SEQUENCE SIZE (1..ub-transfers) OF

PerDomainBilateralInformation OPTIONAL,
        trace-information TraceInformation,
        extensions [3] IMPLICIT EXTENSIONS CHOSEN FROM {
                recipient-reassignment-prohibited,
                dl-expansion-prohibited,
                conversion-with-loss-prohibited,
                latest-delivery-time,
                originator-return-address,
                originator-certificate,
                content-confidentiality-algorithm-identifier,
                message-origin-authentication-check,
                message-security-label,
                content-correlator,
                dl-expansion-history,
                internal-trace-information } DEFAULT { } }

PerRecipientMessageTransferFields ::= SET {
        recipient-name RecipientName,
        originally-specified-recipient-number [0] OriginallySpecifiedRecipientNumber,
        per-recipient-indicators [1] PerRecipientIndicators,
        explicit-conversion [2] ExplicitConversion OPTIONAL,
        extensions [3] IMPLICIT EXTENSIONS CHOSEN FROM {
                originator-requested-alternate-recipient,
                requested-delivery-method,
                physical-forwarding-prohibited,
                physical-forwarding-address-request,
                physical-delivery-modes,
                registered-mail-type,
                recipient-number-for-advice,
                physical-rendition-attributes,
                physical-delivery-report-request,
                message-token,
                content-integrity-check,
                proof-of-delivery-request,
                redirection-history } DEFAULT { } }
```

FIGURE 4/X.411 (part 3 of 7)

Abstract syntax definition of the MTA abstract service

```
-- Probe Transfer Envelope

ProbeTransferEnvelope ::= SET {
        COMPONENTS OF PerProbeTransferFields,
        per-recipient-fields [2] SEQUENCE SIZE (1..ub-recipients) OF
        PerRecipientProbeTransferFields }

PerProbeTransferFields ::= SET {
        probe-identifier ProbeIdentifier,
        originator-name OriginatorName,
        original-encoded-information-types OriginalEncodedInformationTypes OPTIONAL,
        content-type ContentType,
        content-identifier ContentIdentifier OPTIONAL,
        content-length [0] ContentLength OPTIONAL,
        per-message-indicators PerMessageIndicators DEFAULT { },
        per-domain-bilateral-information [1] SEQUENCE SIZE (1..ub-transfers) OF
                PerDomainBilateralInformation OPTIONAL,
        trace-information TraceInformation,
        extensions [3] IMPLICIT EXTENSIONS CHOSEN FROM {
                recipient-reassignment-prohibited,
                dl-expansion-prohibited,
                conversion-with-loss-prohibited,
                originator-certificate,
                message-security-label,
                content-correlator,
                probe-origin-authentication-check,
                [dl-expansion-history,|]
                internal-trace-information } DEFAULT { } }

PerRecipientProbeTransferFields ::= SET {
        recipient-name RecipientName,
        originally-specified-recipient-number [0] OriginallySpecifiedRecipientNumber,
        per-recipient-indicators [1] PerRecipientIndicators,
        explicit-conversion [2] ExplicitConversion OPTIONAL,
        extensions [3] IMPLICIT EXTENSIONS CHOSEN FROM {
                originator-requested-alternate-recipient,
                requested-delivery-method,
                physical-rendition-attributes,
                redirection-history } DEFAULT { } }

-- Report Transfer Envelope

ReportTransferEnvelope ::= SET {
        report-identifier ReportIdentifier,
        report-destination-name ReportDestinationName,
        trace-information TraceInformation,
        extensions [1] IMPLICIT EXTENSIONS CHOSEN FROM {
                message-security-label,
                originator-and-DL-expansion-history,
                reporting-DL-name,
                reporting-MTA-certificate,
                report-origin-authentication-check,
                internal-trace-information } DEFAULT { } }

-- Report Transfer Content

ReportTransferContent ::= SET {
        COMPONENTS OF PerReportTransferFields,
        per-recipient-fields [0] SEQUENCE SIZE (1..ub-recipients) OF
                PerRecipientReportTransferFields }
```

FIGURE 4/X.411 (part 4 of 7)

Abstract syntax definition of the MTA abstract service

```
PerReportTransferFields ::= SET {
        subject-identifier SubjectIdentifier,
        subject-intermediate-trace-information SubjectIntermediateTraceInformation OPTIONAL,
        original-encoded-information-types OriginalEncodedInformationTypes OPTIONAL,
        content-type ContentType OPTIONAL,
        content-identifier ContentIdentifier OPTIONAL,
        returned-content [1] Content OPTIONAL,
        additional-information [2] AdditionalInformation OPTIONAL,
        extensions [3] IMPLICIT EXTENSIONS CHOSEN FROM {
                content-correlator } DEFAULT { } }

PerRecipientReportTransferFields ::= SET {
        actual-recipient-name [0] ActualRecipientName,
        originally-specified-recipient-number [1] OriginallySpecifiedRecipientNumber,
        per-recipient-indicators [2] PerRecipientIndicators,
        last-trace-information [3] LastTraceInformation,
        originally-intended-recipient-name [4] OriginallyIntendedRecipientName OPTIONAL,
        supplementary-information [5] SupplementaryInformation OPTIONAL,
        extensions [6] IMPLICIT EXTENSIONS CHOSEN FROM {
                redirection-history,
                physical-forwarding-address,
                recipient-certificate,
                proof-of-delivery } DEFAULT { } }

-- Envelope & Report Content Fields

MessageIdentifier ::= MTSIdentifier

OriginatorName ::= ORAddressAndOptionalDirectoryName

PerDomainBilateralInformation ::= SEQUENCE {
        country-name CountryName,
        CHOICE {
                administration-domain-name AdministrationDomainName,
                SEQUENCE {
                        administration-domain-name [0] AdministrationDomainName,
                        private-domain-identifier [1] PrivateDomainIdentifier } },
        bilateral-information BilateralInformation }

BilateralInformation ::= ANY  -- maximum ub-bilateral-info octets including all encoding

RecipientName ::= ORAddressAndOptionalDirectoryName

OriginallySpecifiedRecipientNumber ::= INTEGER (1..ub-recipients)

PerRecipientIndicators ::= BIT STRING {
        responsibility (0),
        -- responsible 'one', not-responsible 'zero'
        originating-MTA-report (1),
        originating-MTA-non-delivery-report (2),
        -- either originating-MTA-report, or originating-MTA-non-delivery-report, or both, shall be 'one':
        -- originating-MTA-report bit 'one' requests a 'report';
        -- originating-MTA-non-delivery-report bit 'one' requests a 'non-delivery-report';
        -- both bits 'one' requests an 'audited-report';
        -- bits 0 - 2 'don't care' for Report Transfer Content
        originator-report (3),
        originator-non-delivery-report (4),
        -- at most one bit shall be 'one':
        -- originator-report bit 'one' requests a 'report';
        -- originator-non-delivery-report bit 'one' requests a 'non-delivery-report';
        -- both bits 'zero' requests 'no-report'
```

FIGURE 4/X.411 (part 5 of 7)

Abstract syntax definition of the MTA abstract service

```
        reserved-5 (5),
        reserved-6 (6),
        reserved-7 (7)
        -- reserved- bits 5 - 7 shall be 'zero' -- } (SIZE (8..ub-bit-options))

ProbeIdentifier ::= MTSIdentifier

ReportIdentifier ::= MTSIdentifier

ReportDestinationName ::= ORAddressAndOptionalDirectoryName

SubjectIdentifier ::= MessageOrProbeIdentifier

MessageOrProbeIdentifier ::= MTSIdentifier

SubjectIntermediateTraceInformation ::= TraceInformation

AdditionalInformation ::= ANY  -- maximum ub-additional-info octets including all encoding

ActualRecipientName ::= ORAddressAndOptionalDirectoryName

LastTraceInformation ::= SET {
        arrival-time [0] ArrivalTime,
        converted-encoded-information-types ConvertedEncodedInformationTypes OPTIONAL,
        report-type [1] ReportType }

OriginallyIntendedRecipientName ::= ORAddressAndOptionalDirectoryName

-- Extension Fields

originator-requested-alternate-recipient EXTENSION
        OriginatorRequestedAlternateRecipient
        ::= 2

OriginatorRequestedAlternateRecipient ::= ORAddressAndOptionalDirectoryName

internal-trace-information EXTENSION
        InternalTraceInformation
        ::= 38

InternalTraceInformation ::= SEQUENCE SIZE (1..ub-transfers) OF InternalTraceInformationElement

InternalTraceInformationElement ::= SEQUENCE {
        global-domain-identifier GlobalDomainIdentifier,
        mta-name MTAName,
        mta-supplied-information MTASuppliedInformation }

MTASuppliedInformation ::= SET {
        arrival-time [0] ArrivalTime,
        routing-action [2] RoutingAction,
        attempted CHOICE {
                mta MTAName,
                domain GlobalDomainIdentifier } OPTIONAL,
        -- additional-actions -- COMPONENTS OF InternalAdditionalActions }

InternalAdditionalActions ::= AdditionalActions
```

FIGURE 4/X.411 (part 6 of 7)

Abstract syntax definition of the MTA abstract service

```
-- Common Parameter Types

TraceInformation ::= [APPLICATION 9] SEQUENCE SIZE (1..ub-transfers) OF TraceInformationElement

TraceInformationElement ::= SEQUENCE {
        global-domain-identifier GlobalDomainIdentifier,
        domain-supplied-information DomainSuppliedInformation }

DomainSuppliedInformation ::= SET {
        arrival-time [0] ArrivalTime,
        routing-action [2] RoutingAction,
        attempted-domain GlobalDomainIdentifier OPTIONAL,
        -- additional-actions -- COMPONENTS OF AdditionalActions }

AdditionalActions ::= SET {
        deferred-time [1] DeferredTime OPTIONAL,
        converted-encoded-information-types ConvertedEncodedInformationTypes OPTIONAL,
        other-actions [3] OtherActions DEFAULT { } }

RoutingAction ::= ENUMERATED {
        relayed (0),
        rerouted (1) }

DeferredTime ::= Time

ArrivalTime ::= Time

OtherActions ::= BIT STRING {
        redirected (0),
        dl-operation (1) } (SIZE (0..ub-bit-options))

END  -- of MTA Abstract Service
```

FIGURE 4 (part 7 of 7)

Abstract syntax definition of the MTA abstract service

SECTION 4 – PROCEDURES FOR DISTRIBUTED OPERATION OF THE MTS

14 Procedures for Distributed Operation of the MTS

This clause specifies the procedures for distributed operation of the MTS, which are performed by MTAs. Each MTA individually performs the procedures described below; the collective action of all MTAs provides the MTS Abstract Service to the users of the MTS.

Although the procedures include most of the important actions required of an MTA, considerable detail has been omitted for clarity of exposition and to avoid unnecessary redundancy. The abstract-service definitions should be consulted for a definitive treatment of MTA actions.

14.1 *Overview of the MTA Model*

14.1.1 *Organization and Modelling Technique*

The description of procedures for a single MTA is based on the model shown in Figures 5/X.411 through 11/X.411 and described below. It should be noted that the model is included for expositional purposes only and is not intended to constrain in any way the implementation of an MTA.

Neither the procedures shown nor the order of processing steps in them necessarily imply specific characteristics of an actual MTA.

The model distinguishes between *modules* and *procedures*. *Modules*, in the sense used here, are autonomous processing entities which can be invoked by other modules or by events external to the MTA, and which can in turn invoke other modules or generate external events. Modules are not bound together by an explicitly described control structure; rather the control structure among modules arises from their pattern of cross invocations. Modules correspond to *objects* in the sense of object-oriented programming.

Procedures are used here in the conventional programming sense. Procedures are task or function oriented. Procedures can call other procedures, subroutine fashion, with control returning to the calling procedure when the called procedure has completed. Such calls can be nested to arbitrary depth, and a procedure can call itself recursively. Procedures are bound together by explicitly defined control structures built from procedure calls and such conventional programming devices as iteration and conditional execution.

In the model procedures exist within modules. Each module contains at least one procedure and can contain several. In the latter case, the procedures and governing control structure are described explicitly. In the former case the existence of a module's single procedure is usually treated as implicit.

Using these modelling techniques, an MTA application process can be refined as follows: for each abstract-operation (whether consumer or supplier) that can exist between an MTA and the MTS-users it serves, or between an MTA and the other MTAs with which it cooperates there is a single module called an *external module*. The set of external modules is responsible for the input and output of messages, probes, and reports into and out of the MTA and for the support of such operations as MTS-bind, MTS-unbind, Register, Submission-control and Delivery-control. The external modules are shown in Figure 5/X.411 and described in 14.5 through 14.10, grouped by port.

In order to perform the various abstract-operations for which it is responsible, an MTA must perform certain processing operations on each message, probe, or report that enters, or originates within it. In the model these are the province of *internal modules*, shown in Figure 6/X.411 and described in 14.2 through 14.4.

The external and internal modules relate to one another as follows: an external module communicates only with an internal module, and not with another external module or directly with a procedure within an internal module. Thus, the internal modules not only support the bulk of processing within an MTA, but also serve as links between its external modules. In addition to the internal modules Figure 6/X.411 also shows the external modules with which they communicate.

The MTA is event driven in that it remains quiescent until an event is detected on one of its ports. Many events, such as the invocation of a MTS-bind, Submission-control, Delivery-control or Register abstract-operation by an MTS-user or another MTA, are dealt with directly and completely by the module assigned to that abstract-operation. However other events trigger processing that can reverberate through the MTA, endure over time and ultimately trigger one or more output events. It is these events that engage the internal processing modules. They are:

a) a message or probe originated by a locally supported MTS-user enters via the submission-port;

b) a message, probe or report relayed from another MTA enters via the transfer-port.

Because the processing within an MTA can become rather complex, especially for messages with multiple recipients, the model assumes, as an internal bookkeeping device, that each message carries with it a set of instructions, one for the message as a whole, and one for each recipient. These instructions help guide a message through the processing steps and convey information between the modules and procedures internal to the MTA.

Note 1 – The procedures described herein focus on the processing of a single message. This is adequate in all but one respect: the queuing of messages and the relative priority of procedure invocation are driven explicitly by the argument **priority** in case of a message which enters via the submission- or the transfer-port, or implicitly (of urgent priority) in the case of a report or a probe which is generated internally or enters via the transfer-port.

Note 2 – An MTA can specify several default delivery time windows for each message priority (e.g. those values defined in the F.400-Series Recommendations). The MTS and therefore each MTA involved should take such values into account during message processing. For example, the MTA can apply a maximum delivery deadline. If that time period expires prior to delivery, the MTA generates a non-delivery-report and discards the message. The required actions in this case are identical to the actions required when **latest-delivery-time** is reached.

Note 3 – The discussion of trace-information is incomplete due to its complex nature. Some important details are highlighted but the complete and definitive treatment of trace-information appears in 12.3.1.

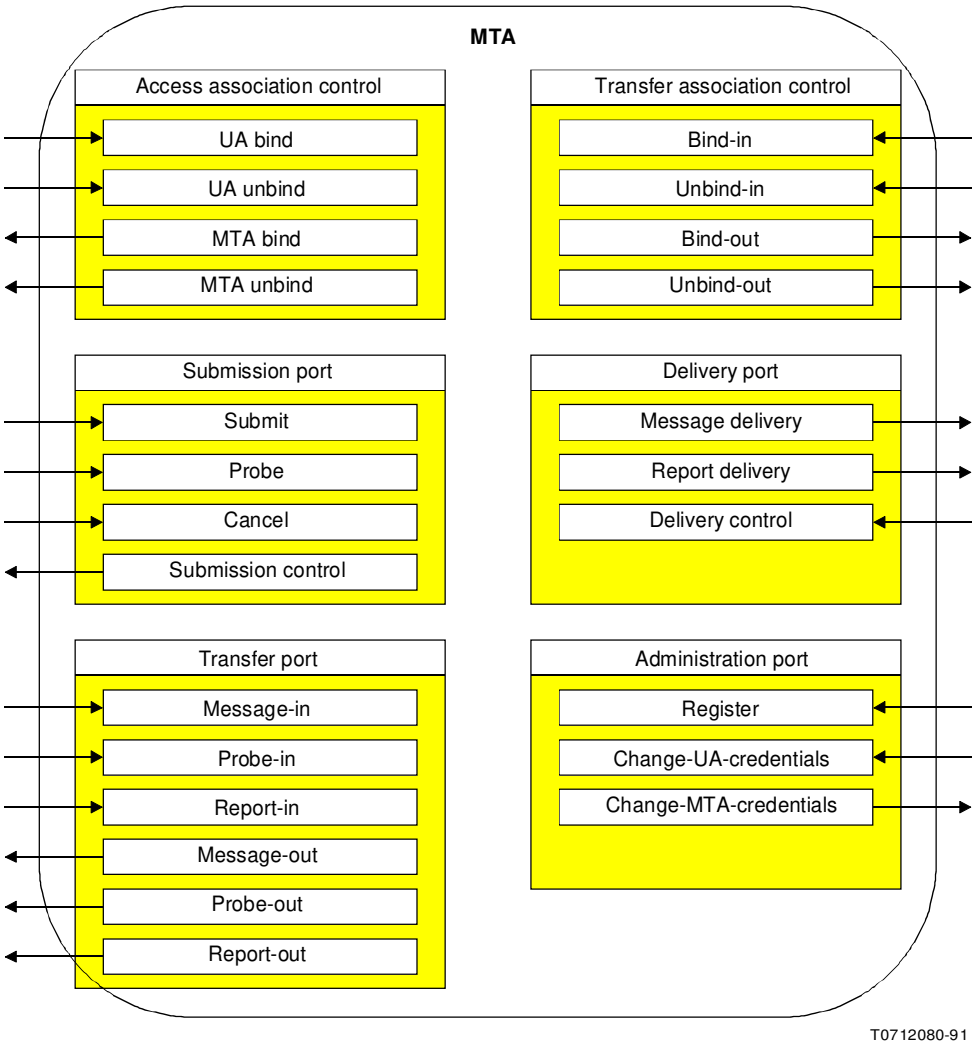

FIGURE 5/X.411

Ports and modules of an MTA

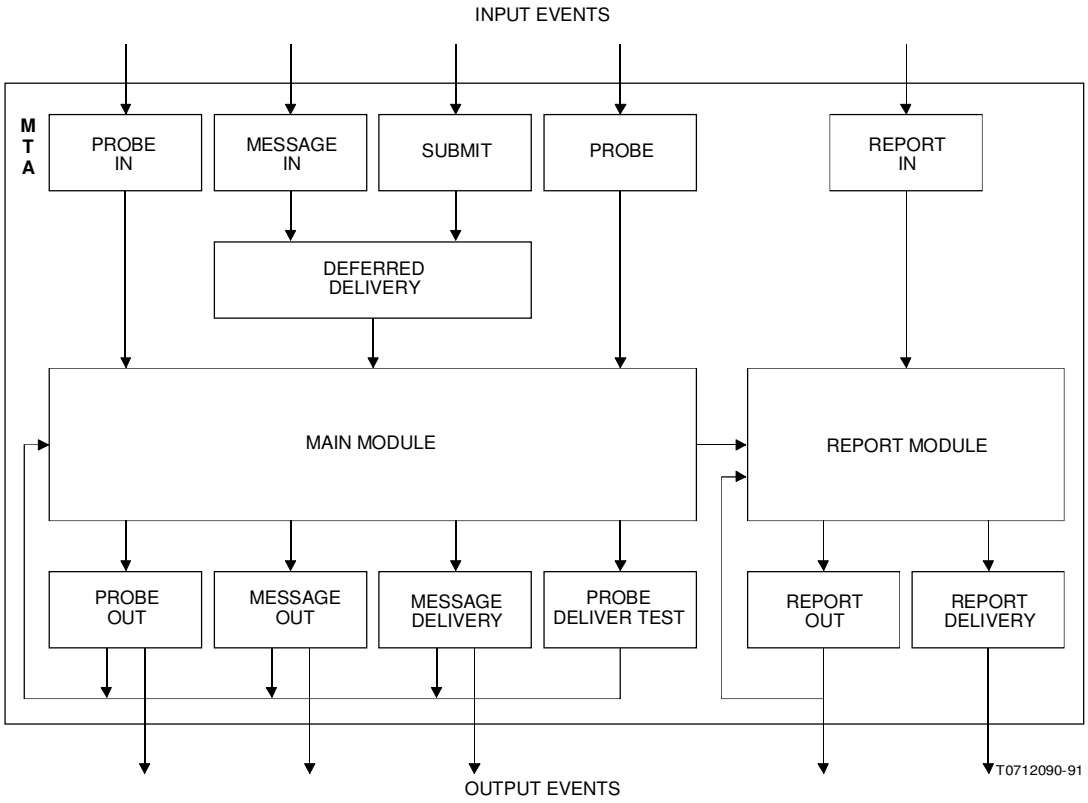

FIGURE 6/X.411

Relationship of internal and external modules

14.2 *Deferred Delivery Module*

This module provides the Deferred Delivery element-of-service. It is invoked by the Message-submission and Message-in modules which pass a message to be checked for deferred delivery request and held if necessary. It invokes the Main module, passing on the message upon completion of its single internal procedure.

14.2.1 *Deferred Delivery Procedure*

14.2.1.1 *Arguments*

A message to be checked for deferred delivery request and held if necessary.

14.2.1.2 *Results*

The message is returned. If deferral occurred, an arrival timestamp accompanies the message.

14.2.1.3 *Errors*

The message with instructions detailing the problem encountered.

14.2.1.4 *Procedure Description*

1) The message is checked for presence of the **deferred-delivery-time** field. If absent the procedure returns the message and terminates. If present the **deferred-delivery-time** is checked against current time. If the **deferred-delivery-time** has expired, the procedure returns the message with the **deferred-delivery-time** field removed and terminates.

2) This step applies only to a message from the Message-in module. The MTA checks for a bilateral agreement requiring it to provide deferred delivery for this message. If there is such an agreement, processing continues at step 3. If there is no such agreement, then one of the following is performed:

   a) the procedure returns the message without deferring it, and then terminates;

   b) the procedure returns the message with a report generation instruction with a **non-delivery-reason-code** of **deferred-delivery-not-performed** and a **non-delivery-diagnostic-code** of **no-bilateral-agreement**. The procedure then terminates.

3) Depending upon policy, one of the following is performed:

   a) if there is a bilateral agreement with the domain(s) or MTA(s) to which the massage will be transferred, that those domain(s) or MTA(s) will take responsibility for the deferral request, then the procedure returns the message without deferring it. The procedure then terminates;

   b) the current time is noted as the message arrival time, and the message is held until expiration of the **deferred-delivery-time**. The message with the **deferred-delivery-time** field removed and the arrival timestamp are then returned, and the procedure terminates.

Note – It is necessary to remove the **deferred-delivery-time** field once deferral is completed so that when the message is transferred to another domain or MTA there is no danger of non-delivery (see step 2 b) if the clocks are out of synchronization.

14.3 *Main Module*

The Main module performs the bulk of processing on messages and probes entering the MTA. Figure 6/X.411 shows the relationships between the Main module and the modules which it can invoke or be invoked by. The Main module is subject to invocation by:

1) the Probe-in module, which passes a probe;

2) the Deferred-delivery module, which passes a message;

3) the Probe module, which passes a probe.

In the case of an error condition or the need for a positive delivery report, the Main module can also be invoked by:

4) the Message-out module, which passes a message with per-message instruction indicating the problem encountered;

5) the Probe-out module, which passes a probe with per-message instruction indicating the problem encountered;

6) the Message-delivery module, which passes a message with per-recipient instructions indicating the problem(s) and/or success(es) encountered;

7) the Probe-delivery-test module, which passes a probe with per-recipient instructions indicating the problem(s) or success(es) encountered;

8) the Deferred-delivery module, which passes a message with instructions indicating the problem encountered.

The Main module contains procedures which, collectively, support the following functions:

– trace processing;
– loop detection;
– routing and re-routing;
– recipient redirection;
– content conversion;
– distribution list expansion;
– message replication;
– origin authentication of messages and probes;
– name resolution.

The procedures that perform these functions are called by a single Control procedure that guides the processing of each message or probe received by the Main module. Figure 7/X.411 shows the organization of the Control and subsidiary procedures within the Main module; Figure 8/X.411 shows the flow of information through these procedures.

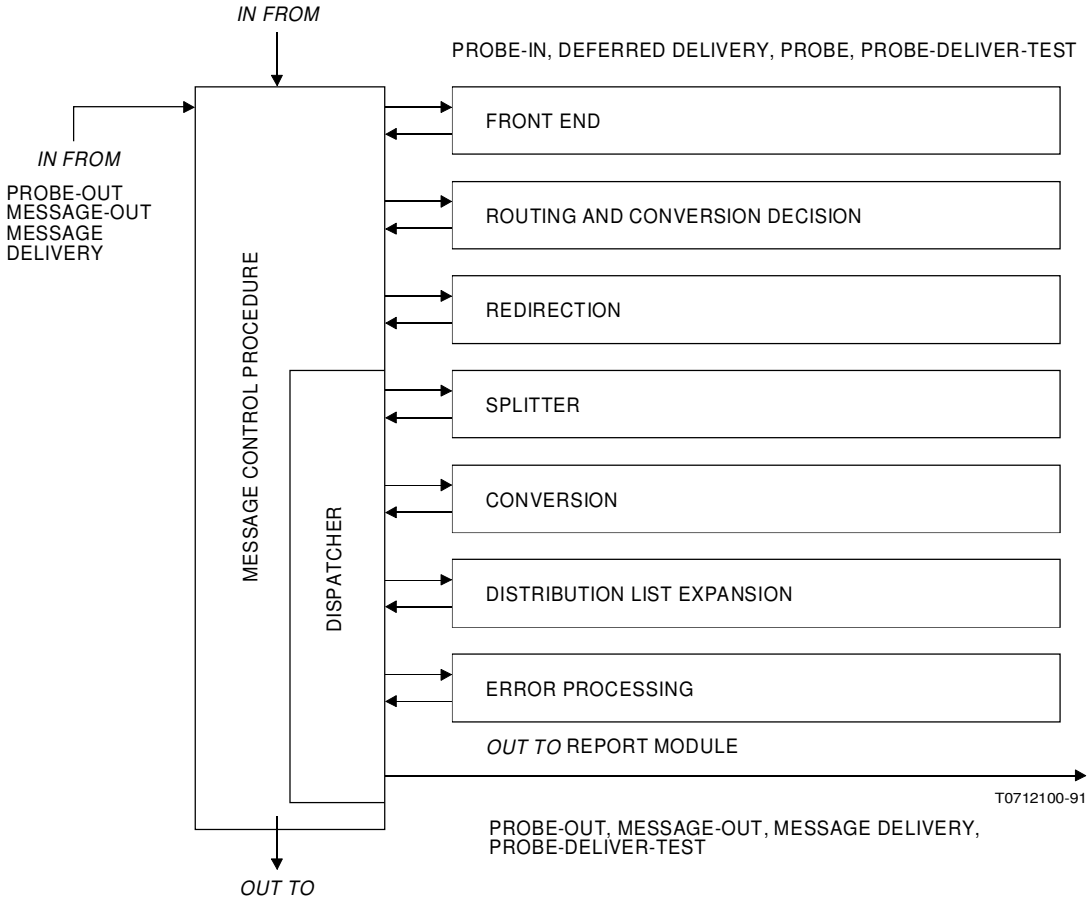

FIGURE 7/X.411

Organization of procedures within the main module

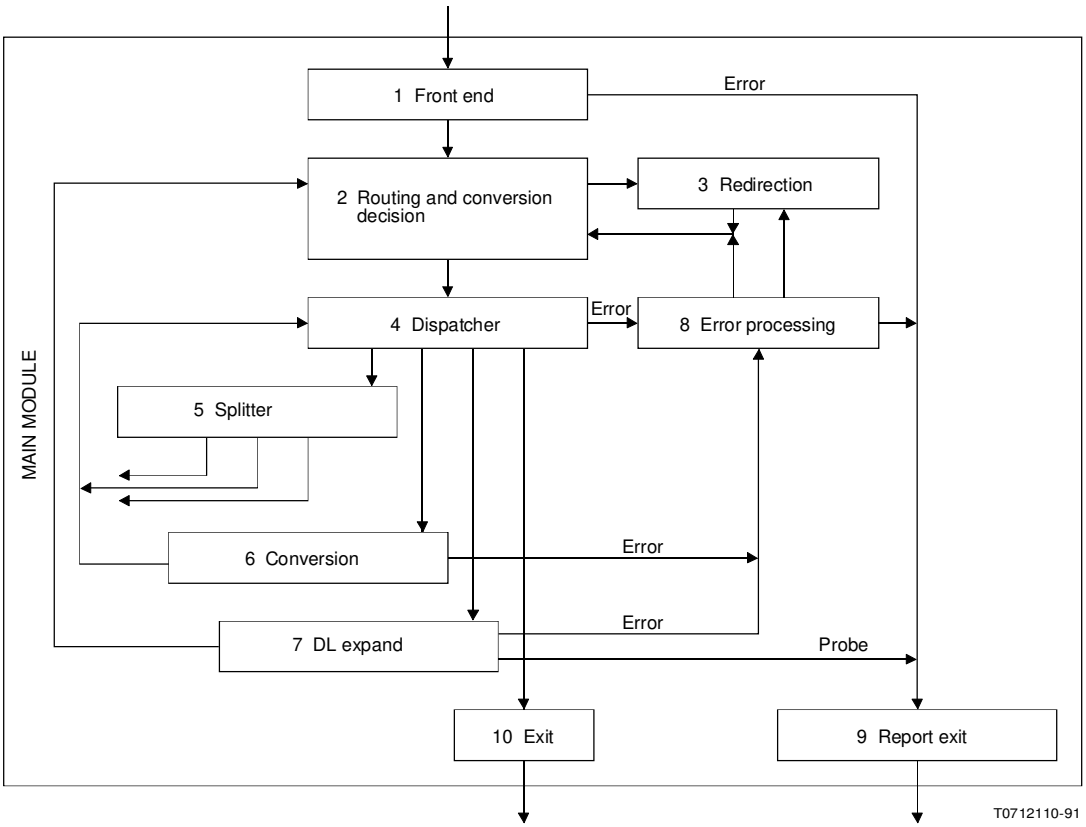

Note – Numbers in this figure refer to the numbered steps in the control procedures logic (see 14.3.1.4).

FIGURE 8/X.411

Information flow within the main module

For each message or probe received, the Main module calls the Control procedure with that message or probe as argument. As result, the Control procedure returns one or more replicas of the message or probe with appropriate instructions attached. Depending on the nature of these instructions the Main module then invokes:

1) the Message-out module, to which it passes each message with a per-message transfer instruction;
2) the Probe-out module, to which it passes each probe with a per-message transfer instruction;
3) the Message-delivery module, to which it passes each message with one or more per-recipient delivery instructions;
4) the Probe-delivery-test module, to which it passes each probe with one or more per-recipient delivery instructions;
5) the Report module, to which it passes each message or probe with a per-message instruction and/or one or more per-recipient instructions indicating report generation.

14.3.1 *Control Procedure*

This procedure directs each incoming message or probe through the remaining procedures of the Main module. The overall flow of information is shown in Figure 8/X.411.

14.3.1.1 *Arguments*

One of the following (these arguments correspond to the messages and probes that can be passed to the Main module upon invocation):

1) a message or probe without instructions (from the Probe-in or Probe module);
2) a message without instructions but with optional arrival timestamp (from the Deferred-delivery module);
3) a message or probe with per-message instruction describing a transfer problem (from the Message-out or Probe-out module);
4) a message or probe with per-recipient instructions describing delivery problems or successes (from the Message-delivery or Probe-delivery-test module).

14.3.1.2 *Results*

1) One or more replicas of the message or probe argument each accompanied by a per-message instruction indicating transfer; and/or
2) one or more replicas of the message or probe argument each accompanied by one or more per-recipient instructions indicating delivery or delivery test; and/or
3) one or more replicas of the message or probe argument each accompanied by one or more per-recipient instructions indicating report generation.

14.3.1.3 *Errors*

None. Error conditions are accounted for in the results described above.

14.3.1.4 *Procedure Description*

1) A message or probe without instructions:

   The Front-end procedure is first called to perform trace initialisation and several per-message checks such as message expiration and routing loop detection.

   Upon a return with report instruction indicating a problem with the message, processing continues at step 9).

   On all other returns processing continues below.

2) Routing-and-conversion-decision procedure is called to compute per-recipient routing and conversion instructions. (These are complete instructions that will direct the message or probe through the remainder of the procedures.)

   If a redirection instruction is indicated (e.g. **recipient-assigned-alternate-recipient**), processing continues at step 3).

   Otherwise, processing continues at step 4) (Dispatcher).

3) Redirection is called. Upon successful return, processing continues at step 2).

   In the case of an unsuccessful return, processing continues at step 8) (Error-handler).

4) Dispatcher. The Dispatcher acts on the generated instructions and passes control to the first of the following procedures that is applicable:
   - splitting [step 5)];
   - conversion [step 6)];
   - distribution-list-expansion [step 7)];
   - error-processing [step 8)] in case the decision process encountered a problem, e.g. routing error;
   - exit [step 10)].
5) Splitter is called for replication as required by the per-recipient instructions generated in Routing-and-conversion-decision procedure. For each replica processing continues individually at step 4) (Dispatcher).
6) Conversion is called for each message or probe needing conversion.

   Upon successful return of the message or probe, processing continues at step 4) (Dispatcher).

   Upon return with report instruction indicating a conversion error, processing continues at step 8) (Error-handler).
7) The DL-expansion procedure is called.

   Upon successful return of a message, processing continues at step 2) so that the recipients resulting from DL expansion can be properly dealt with.

   If a copy of the message with delivery report instructions is returned, in place of or in addition to the above return, its processing continues at step 9).

   A probe returning successfully will have report instructions; processing continues at step 9) (Report-generation).

   Upon return of a message or probe with report instruction indicating DL expansion Error-processing continues at step 8).
8) This is the collection point that processing reaches upon detection that a message or probe cannot be handled by the main line procedures. The Error-processing procedure is called to seek another delivery method or an alternate-recipient. Upon successful return the Error-processing procedure indicates the new recipient in an instruction to the Routing-and-conversion-decision procedure [(step 2)], where processing continues.

   If redirection is not possible, the message or probe is passed to the report generator [(step 9)].
9) The Control procedure terminates at this point and returns a message or probe with report generation instructions.
10) When a message or probe reaches this point the Control procedure terminates.

14.3.2 *Front-end Procedure*

This procedure performs trace initialization, detection of message expiration, initial security check, loop detection, and criticality check.

14.3.2.1 *Arguments*

A message or probe and an optional arrival timestamp.

14.3.2.2 *Results*

The message, or probe with initialized trace information for this MTA.

14.3.2.3 *Errors*

The message or probe with report generation instructions detailing the problem encountered.

14.3.2.4 *Procedure Description*

1) If the message has crossed a domain boundary, a **trace-information-element** for this domain is added with **relay** as action. If an arrival time accompanies the message, then delivery deferral has occurred and **deferred-time** is set to the current time and **arrival-time** is set to the accompanying timestamp value. Otherwise no deferral has occurred and the **arrival-time** is set to the current time. An **internal-trace-information-element** is also added whether or not the message has crossed a domain boundary.

2) If required by the security policy in force and/or if the **message-origin-authentication-check** is incorrect, the procedure returns a report generation instruction. The values of the **non-delivery-reason-code** and **non-delivery-diagnostic-code** are set to **unable-to-transfer**, and **secure-messaging-error**, respectively.

3) If any of the **per-message** extension fields, or the **per-recipient** extension fields for recipients for which **responsibility** is set to **responsible**, is marked **critical-for-transfer** but is not semantically understood by the MTA, the procedure returns a report generation instruction. The **non-delivery-reason-code** is set to **transfer-failure** and the **non-delivery-diagnostic-code** to **unsupported-critical-function**. The procedure then terminates.

4) If the **latest-delivery-time** has passed, or the system's maximum transit time has elapsed for the message's **priority**, the procedure returns a report generation instruction. The **non-delivery-reason-code** is set to **unable-to-transfer** and the **non-delivery-diagnostic-code** is set to **maximum-time-expired**. The procedure then terminates.

5) Loop detection is performed. The loop detection algorithm is beyond the scope of this Recommendation. However, an example of a combined routing and loop detection algorithm is given in 14.3.11. If a loop is detected, the procedure returns a report generation instruction. The **non-delivery-reason-code** is set to **transfer-failure** and the **non-delivery-diagnostic-code** is set to **loop-detected**. The procedure then terminates.

6) Depending upon its policy, the MTA may verify on submission that the value of **notification-type** corresponds to the **content**. If the MTA does not verify **notification-type**, or if it corresponds to the **content**, then the procedure terminates successfully. If the MTA verifies **notification-type** and it does not correspond to the **content** then one of the following is performed depending upon policy:

   a) the non-correspondence is ignored and the procedure terminates successfully;

   b) **notification-type** is set to the correct value and the procedure terminates;

   c) the procedure returns a report generation instruction with a **non-delivery-reason-code** of **unable-to-transfer** and a **non-delivery-diagnostic-code** of **invalid-arguments**. The procedure then terminates.

   The MTA may verify **service-message** with similar procedures.

   Note – Relaying MTAs shall preserve the notification indication when performing relay.

14.3.3 *Routing-and-conversion-decision Procedure*

For each of a message or probe's recipients for which the MTA is responsible, this procedure determines the routing and conversion actions, if any, to be taken by this MTA. The actions are recorded as per-recipient instructions associated with the message. The actions are subsequently carried out by other sub-procedures within the internal procedure, or elsewhere in the MTA.

Note – This procedure may be called multiple times for any particular message. In such cases, the procedure ignores per-recipient instructions generated by previous calls to this procedure which have not yet been acted upon elsewhere.

14.3.3.1 *Arguments*

A message or probe with **responsibility** set to **responsible** for those recipients of concern to this MTA.

14.3.3.2 *Results*

The message or probe that formed the procedure's argument plus new or revised per-recipient instructions indicating what routing and possible conversion action should be taken by this MTA.

14.3.3.3 *Errors*

None. Error conditions, if any, are noted in the per-recipient instructions.

14.3.3.4 *Procedure Description*

Each recipient is considered in turn. If **responsibility** is set to **not-responsible**, the recipient is ignored. Otherwise, the Routing-decision and Conversion-decision procedures are called in turn for this recipient. When all recipients have been considered in this way the procedure terminates. See Figure 9/X.411.

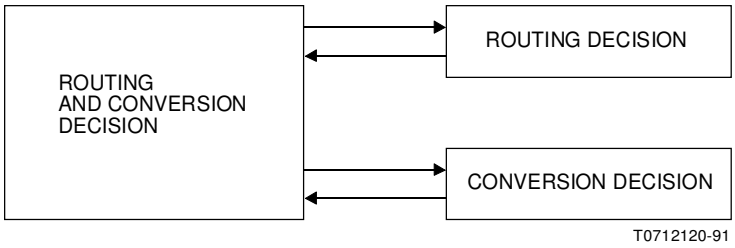

FIGURE 9/X.411

Organization of procedures within routing and conversion decision procedure

14.3.4 *Routing-decision Procedure*

This procedure generates a routing instruction for a single message recipient.

14.3.4.1 *Arguments*

1) A message recipient plus the per-recipient instruction, if any, applicable to this recipient.
2) The per-message instruction, if any, applicable to this message. Other message fields are also accessible to the procedure as required.

14.3.4.2 *Results*

A new or possibly revised routing instruction applicable to this recipient. Possible instructions are:

a) relay to another MTA;
b) deliver to a local recipient;
c) expand the distribution list represented by this recipient;
d) generate a report indicating delivery failure. The **non-delivery-reason-code** and **non-delivery-diagnostic-code** are included in the instruction;
e) redirect to a recipient specified alternate recipient.

14.3.4.3 *Errors*

None. Error conditions are recorded in the routing instruction.

14.3.4.4 *Procedure Description*

The procedure is described in the following steps.

Note – To ensure the security-policy is not violated during routing, the **message-security-label** should be checked as appropriate against the **security-context**.

1) If there is a per-message instruction indicating a previous relay failure, then the procedure attempts to compute an alternate next hop destination for this recipient. The choice of routing algorithm is beyond the scope of this Recommendation. However, an example of an applicable algorithm is contained in 14.3.11. If successful, then the message's **internal-trace-information** is updated with a **rerouted** routing-action to reflect the fact that the message has been re-routed (see 12.3.1). If the message was to have crossed a domain boundary then the **trace-information** is also updated accordingly. The procedure returns a relay instruction to the alternate destination and terminates.

   If no alternate next hop is available or all available next hops have already been tried unsuccessfully or prohibited, then the procedure returns a report generation instruction for this recipient. The **non-delivery-reason-code** is set to **transfer-failure** and the **non-delivery-diagnostic-code** is set as appropriate to the relay failure encountered. The procedure then terminates.
2) If the per-recipient instruction indicates a delivery failure, then the procedure returns a report generation instruction for this recipient. The **non-delivery-reason-code** and **non-delivery-diagnostic-code** are those supplied by the Message-delivery or Report-delivery procedure. The procedure then terminates.
3) If the recipient is a distribution list for which this MTA serves as expansion point, then the message's **DL-expansion-prohibited** argument is examined. If the value is **DL-expansion-allowed** then the procedure returns a routing instruction (subject to the security-policy in force) to expand the distribution list and terminates.

If the value is **DL-expansion-prohibited**, or the security-policy prohibits the use of a DL, then the procedure returns a report generation instruction for this recipient. The **non-delivery-reason-code** is set to **unable-to-transfer** and **non-delivery-diagnostic-code** to **DL-expansion-prohibited**. The procedure then terminates.

In all other cases than the above, the following steps are taken.

4) If the recipient appears to be local, that is, an MTS-user directly supported by this MTA, then the following steps are taken.

   a) The **OR-address** is checked to ensure that it unambiguously specifies an actual local recipient. Otherwise the procedure returns a report generation instruction for this recipient. The **non-delivery-reason-code** is set to **unable-to-transfer** and the **non-delivery-diagnostic-code** is set to **unrecognized-OR-name** or **ambiguous-OR-name** as appropriate. The procedure then terminates.

   b) If the **OR-address** unambiguously specifies an actual local recipient, then the recipient registration parameters are checked for **recipient-assigned-alternate-recipient**. In the determination of an alternate-recipient the **user-security-label** should be checked against the **message-security-label** to ensure no violation of the security-policy occurs.

      If **recipient-assigned-alternate-recipient** is in effect and is permitted by the security-policy, and the **recipient-reassignment-prohibited** field has the value **recipient-reassignment-allowed**, then a redirection instruction is generated and the procedure terminates.

      Otherwise the procedure returns a report instruction for this recipient and terminates. The **non-delivery-reason-code** is set to **unable-to-transfer** and the **non-delivery-diagnostic-code** is set as appropriate.

   c) If **recipient-assigned-alternate-recipient** is not in effect, then the message is checked against the recipient's remaining registration parameters. For example the message's content length is compared to the recipient's **deliverable-maximum-content-length**, the message's **content-type** to the recipient's **deliverable-content-types**, etc. If no problem is encountered, then the Routing-decision procedure returns a delivery instruction for this recipient and terminates.

      If there is a problem between message and registration parameters, then the procedure returns a report generation instruction for this recipient. The **non-delivery-reason-code** is set to **unable-to-transfer** and the **non-delivery-diagnostic-code** is set as appropriate to the message problem encountered. The procedure then terminates.

5) If the recipient is not local to this MTA, the deliverability considerations in step 4 may be taken into account. If these do not generate an instruction, then the Routing-decision procedure attempts to determine a next hop instruction (subject to the security-policy in force) for this recipient. If successful, then a relay instruction to the next hop is returned and the procedure terminates.

   If a next hop cannot be determined, then the procedure returns a report generation instruction for this recipient. The **non-delivery-reason-code** is set to **unable-to-transfer** and the **non-delivery-diagnostic-code** is set as appropriate to the problem encountered. The procedure then terminates.

14.3.5 *Conversion-decision Procedure*

This procedure generates a conversion instruction for a single message recipient.

14.3.5.1 *Arguments*

1) A message or probe recipient plus the per-recipient instruction, if any, applicable to this recipient.
2) Other message fields are also considered by the procedure:
   a) the current **encoded-information-types**, given by the latest **converted-encoded-information-types** in **trace-information**, if such a field exists, or else by **original-encoded-information-types**,
   b) **implicit-conversion-prohibited**,
   c) **conversion-with-loss-prohibited**,
   d) **explicit-conversion**.

14.3.5.2 *Results*

1) A content conversion instruction applicable to this recipient,

   and, possibly:
2) A revised routing instruction indicating Relay-out or Probe-out to an MTA able to perform the required conversion, or, in lieu of 1) and 2) above:
3) An instruction to generate a report indicating delivery failure. The **non-delivery-reason-code** and **non-delivery-diagnostic-code** are included in the instruction.

14.3.5.3 *Errors*

None. Error conditions are recorded in the routing instruction.

14.3.5.4 *Procedure Description*

Note – As the circumstances under which a particular MTA stages conversion are left for further study, (may be the subject of future standardization), it is impractical to describe a procedure to decide what EITs are required for conversion output. For example, if an intermediate MTA stages the conversion, there is no standardized way to know the EITs that the MTS-user can handle. Consequently the following clauses assume that the EITs for conversion are known to the MTA.

1) If explicit conversion is required for this recipient, the procedure starts at step 6).
2) If implicit conversion is required but the recipient has not subscribed to the implicit conversion facility, the procedure returns a negative report instruction with the **non-delivery-reason-code conversion-not-performed** and the **non-delivery-diagnostic-code implicit-conversion-not-subscribed**. The procedure then terminates.
3) If the required conversion is impractical, the procedure generates a negative report instruction with the **non-delivery-reason-code conversion-not-performed** and the **non-delivery-diagnostic-code conversion-impractical**. The procedure then terminates.
4) If conversion would be required but is prohibited for the message, the procedure generates a negative report instruction with the **non-delivery-reason-code conversion-not-performed** and the **non-delivery-diagnostic-code conversion-prohibited**. The procedure then terminates.
5) If the required conversion would cause a loss of information and the **conversion-with-loss-prohibited** field has the value **with-loss-prohibited**, the procedure generates a negative report instruction with the

non-delivery-reason-code conversion-not-performed and one of the following **non-delivery-diagnostic-codes**, as appropriate:

- **line-too-long**;
- **page-split**;
- **pictorial-symbol-loss**;
- **punctuation-symbol-loss**;
- **alphabetical-character-loss**; or
- **multiple-information-loss**.

The procedure then terminates.

6) If the required conversion is allowable, cannot be performed by this MTA, and it is known that another MTA can perform it, then no conversion instruction is generated. The routing instruction previously generated is changed to Transfer-out or Probe-out, with a next hop destination appropriate to the MTA in question. Care should be taken, however, to avoid a routing loop. The procedure then terminates.

7) If the required conversion can be performed by this MTA, the procedure returns an instruction to perform the conversion and terminates.

14.3.6 *Error-processing Procedure*

When another procedure encounters a deliverability or routing error, this procedure is called to determine whether delivery or routing can be achieved by reassignment of the recipient or by choosing a different **OR-address** for the same recipient. If not, non-delivery must be signalled to the Report module. Errors provoking a call on this procedure include:

- **recipient-name** does not identify an MTS-user;
- delivery failure;
- MTA is unable to perform necessary conversion;
- transfer path problems;
- DL-expansion problems;
- security violations;
- conflict with registration parameters.

Note – The action taken on Error-processing shall be subject to the security-policy in force.

14.3.6.1 *Arguments*

1) A message or probe with the per-recipient fields that caused the problem.
2) Report instructions indicating the error.

14.3.6.2 *Results*

The message or probe in question with an updated **recipient-name** field, or

1) the message or probe in question;
2) report instructions.

14.3.6.3 *Errors*

None.

14.3.6.4 *Procedure Description*

Note – This procedure may be called multiple times for a given recipient. Eventually all alternatives will be exhausted and step 5 executed to report failure.

1) The arguments are checked for the inclusion of a **directory-name**. If present, the procedure performs a Directory look-up to determine a new **OR-address**. The **OR-address**, if any, thus extracted from the Directory, provided that it is different from the original **OR-address** and satisfies the **requested-**

delivery-method argument, is combined with the **directory-name** to form the **OR-name** of an alternate recipient. The Redirection procedure is then called to redirect the message to this alternate recipient, with redirection-reason **recipient-directory-substitution-alternate-recipient**.

2) Otherwise the procedure determines whether an **originator-requested-alternate-recipient** was specified for the recipient of concern. If so, the Redirection procedure is called with the message, relevant fields indicated, as argument. Upon successful return from Redirection, the procedure terminates, returning the now redirected message as result.

3) Otherwise the procedure checks for a delivery error, and if present checks the error's cause by examination of the **non-delivery-reason-code** and **non-delivery-diagnostic-code**. If the recipient **OR-address** does not identify an MTS-user, then the **per-message-indicators** are checked for **alternate-recipient-allowed**. If the value found is **alternate-recipient-allowed**, and the MTA has been configured with the address of an alternate-recipient for this class of recipient, then Redirection is called to redirect the message to the alternate-recipient. Upon successful return from Redirection, the procedure terminates, returning the now redirected message as result.

4) The handling of errors which can be resolved but are due to other than addressing problems is a local matter, for example routing to another MTA within the domain because of conversion problems.

5) If the delivery error is of a type other than those cited above, or if the value of **alternate-recipient-allowed** is **alternate-recipient-prohibited**, or if no suitable MD-specified alternate-recipient exists, then the procedure returns a report instruction and terminates.

14.3.7 *Redirection Procedure*

This procedure redirects a message to an alternate-recipient.

Note – The use of redirection facilities shall be subject to the security-policy in force.

14.3.7.1 *Arguments*

1) The **OR-name** of the alternate-recipient to whom the message is to be redirected.

2) The per-recipient message fields for the recipient to be replaced by an alternate.

3) The message or probe which is to be redirected.

4) The redirection reason.

14.3.7.2 *Results*

The message or probe supplied in the third argument with the recipient identified in the second argument replaced by the alternate-recipient specified in the first argument.

14.3.7.3 *Errors*

An indication that a redirection loop has been detected.

14.3.7.4 *Procedure Description*

1) The procedure first ensures that redirection to the specified alternate recipient would not result in a redirection loop. The **OR-name** of the alternate-recipient supplied in argument 1) is compared with each **intended-recipient-name** from the sequence of **redirection-history** from the per-recipient fields identified in argument 2). Upon a match the procedure terminates indicating that a redirection loop has been detected.

2) An element is appended to the **redirection-history** (which is created if not present), using the **recipient-name** from argument 2) to form the **intended-recipient-name**, obtaining the **redirection-reason** from argument 4), and containing the time at which this redirection is performed. The **OR-name** supplied in the first argument is then substituted for that **recipient-name**.

3) In the **other-actions** field of the current **trace-information** and **internal-trace-information**, if **dl-operation** is not already indicated then the value **redirected** is indicated, otherwise new **trace-information** and **internal-trace-information** elements are created with the value **redirected** indicated.

   If currently the **other-actions** field have the value **redirected** then instead new **trace-information** and **internal-trace-information** shall be created.

4) The message transfer envelope is updated as follows:

recipient-name:	replaced
trace-information/internal-trace-information:	indicate **redirected**
redirection-history:	append previous **recipient-name** and **redirection-reason**
originator-requested-alternate-recipient:	deleted if, and only if, **redirection-reason** indicates **originator-requested-alternate-recipient**.

14.3.8 *Splitter Procedure*

The Splitter replicates messages and probes as required for further processing. The replicas are modified as appropriate to correctly indicate the distribution of **responsibility** for the various recipients from the original. Each replica is accompanied by a per-message instruction indicating its further disposition within the MTA.

Note – The use of Splitter facilities shall be subject to the security-policy in force.

14.3.8.1 *Arguments*

A message or probe. For each recipient with **responsibility** set to **responsible** a per-recipient routing/conversion instruction accompanies the message.

14.3.8.2 *Results*

One or more replicas of the original message or probe with **responsibility** appropriately indicated, and a per-message instruction indicating the replica's further disposition within the MTA.

14.3.8.3 *Errors*

None.

14.3.8.4 *Procedure Description*

The Splitter examines the instructions generated by the Routing-and-conversion-decision procedure to (conceptually) segregate the recipients with **responsibility** set to **responsible** into groups. A replica is created for each group. Further processing for that replica (in other procedures) is dependent on the routing and conversion instructions applicable to the group it represents.

Note 1 – Message replication is required in an MTA because of the potentially differing treatment required for a message's various recipients. These differences arise from the need for more than one relaying path outward from an MTA, from the need for more than one conversion to be carried out on the message's content and from the need to expand distribution lists. For example when more than one relay path exists, a separate copy of the message must be created for each such path, with **responsibility** values as appropriate for the recipients lying along that path.

Note 2 – The determination of what replicas are needed is a local matter, undertaken to minimize the total number of such replicas created. The following paragraphs suggest one approach but are not intended to constrain in any way the approach followed in an actual implementation.

Note 3 – For simplicity of exposition, the Splitter is described as a single-pass algorithm. That is, all necessary replicas are created prior to any further processing. An important optimization would be to minimally split the message for conversion, and then to complete the splitting of the converted copies.

1) The procedure considers first those recipients for which content conversion instructions exist. These recipients are grouped such that the members of each group are subject to identical conversion instructions. A replica is created for each such group with **responsibility** set to **responsible** for the recipients in that group, **not-responsible** for all others.
2) The recipients are then examined for those for which DL-expansion instructions exist. A replica is created for each such DL recipient with **responsibility** set to **not-responsible** for all recipients but the single DL that yielded the replica.
3) The groups are further subdivided based on per-recipient routing instruction calls for Transfer-out or Probe-out. These recipients are grouped such that each group shares a common next hop destination. A replica is created for each such group with **responsibility** set to **responsible** for recipients in the group, **not-responsible** for all others. For all recipients in each such group, this will be either the first relay attempt or a re-routing attempt. In the latter case the trace-information for the message or probe is modified to indicate that this is a first or subsequent re-routing.
4) Finally, the routing instructions for some recipients will call for Message-delivery or Report-generation. A replica is created for each such subgroup with **responsibility** set to **responsible** for the recipients in the group, **not-responsible** for all others.
5) If **disclosure-of-other-recipients** is not requested, recipients whose **responsibility** is set to **not-responsible** may be removed.
6) The procedure now terminates.

14.3.9 *Conversion-procedure*

This procedure performs conversions on messages and indicates those conversions that would have been performed on probes.

14.3.9.1 *Arguments*

A message or probe with the required conversion(s) indicated.

14.3.9.2 *Results*

The message or probe with conversions performed and indicated (just indicated in the case of a probe).

14.3.9.3 *Errors*

The message or probe with report instructions detailing the conversion problem encountered.

14.3.9.4 *Procedure Description*

1) For a message, the conversion procedures for built in EITs are performed as defined in Recommendation X.408. The conversion procedures between externally defined EITs and between built in and externally defined EITs are outside the scope of this Recommendation.

2) Upon conversion the message or probe's **trace-information** for this domain and **internal-trace-information** for this MTA is updated to show the converted EITs. The procedure now terminates.

14.3.10 *Distribution-list-expansion Procedure*

This procedure takes a message with a single DL recipient and returns a message who's recipient list includes the members of the DL. For a probe it verifies whether DL-expansion would occur, if requested.

Note – The use of DL-expansion shall be subject to the security-policy in force.

14.3.10.1 *Arguments*

1) A message with information indicating the recipient DL which is to be expanded; or

2) a probe with information indicating the recipient DL who's expansion is to be verified.

14.3.10.2 *Results*

1) The message with zero or more recipients representing the DL's membership. Other fields can be updated as indicated in the procedure description below;

2) Optionally, the message with report generation instructions to indicate successful delivery; or

3) The probe with a report generation instruction.

14.3.10.3 *Errors*

1) A report instruction indicating delivery failure. Values for the **non-delivery-reason-code** and **non-delivery-diagnostic-code** are as indicated in the procedure description below.

2) In the case of DL recursion the procedure terminates without returning errors or results.

14.3.10.4 *Procedure Description*

1) For a message (not a probe), do Recursion Detection: The components of the **DL-expansion-history** field are examined for an occurrence of the DL recipient's name. Note that a distinguished **OR-name** of the DL is used for recursion detection, and each expansion point is responsible for ensuring that only that **OR-name** is placed in the **DL-expansion-history**.

   If the DL recipients name is present in the **DL-expansion-history**, then the DL is recursively defined and shall not be expanded further. The message is discarded and no reports or other results are returned. The expansion procedure terminates.

2) DL acquisition: The expansion procedure attempts to acquire the DL attributes.

   If unsuccessful the procedure returns a report instruction with the **non-delivery-reason-code unable-to-transfer** and **non-delivery-diagnostic-code** as appropriate. The procedure then terminates.

3) Submit permission verification: If it is a message (not a Probe), the last element of the **DL-expansion-history** field (if present) else the **originator-name** is considered to be the sender of the message. For a probe the originator is the sender of the message.

The sender's name is compared against the components of the DL-submit-permission. If no match, return a report instruction with the **non-delivery-reason-code unable-to-transfer** and **non-delivery-diagnostic-code no-DL-submit-permission**. The procedure then terminates.

4) For a probe: If no other local policy would prevent an attempted delivery, then return a report instruction for successful delivery indication. Procedure then terminates.

5) For a message: The DL recipient's **responsibility** flag is set to **not-responsible** and the DL's members are added as new recipients of the message. The per-recipient fields for each new recipient are copied from that of the DL recipient, except as follows:

   – **recipient-name**: member of the DL.

   The following per-recipient fields are copied or changed according to local DL policy:

   – **originating-MTA-report-request** (see Note 1),

   – **originator-report-request** (see Note 1),

   – **originator-requested-alternate-recipient** (see Note 2),

   – **explicit-conversion**,

   – **proof-of-delivery-request** (see Note 4).

   Note 1 – Must be copied and must not be changed if DL-policy is to pass reports back; may be changed as required if DL-policy is not to pass reports back.

   Note 2 – The **originator-requested-alternate-recipient** can be removed or replaced, according to local DL policy, or copied, but only if explicitly required by DL-policy.

   Note 3 – Any DL-members that identify DLs that are already present in the **DL-expansion-history** may be excluded from the DL expansion and not included in the new recipients of the message.

   Note 4 – Whether **proof-of-delivery-request** produces a **proof-of-delivery** from the DL expansion point, or from the DL members, or from both, or from neither, depends on the DL policy and on the security policy in force.

6) In the **other-actions** field of the current **trace-information** and **internal-trace-information**, if **redirected** is not already indicated then the value **dl-operation** is indicated, otherwise new **trace-information** and **internal-trace-information** elements are created with the value **dl-operation** indicated.

   If currently, the **other-actions** field have the value **redirected** then instead new **trace-information** and **internal-trace-information** shall be created.

7) The distinguished value of the DL's **OR-name** (including its **OR-address**) and the time at which this expansion occurred are appended to the **DL-expansion-history** field of the message.

   Note – The use of a distinguished value of the DL's **OR-name** here refers not to distinguished **directory-names** but to a specific **OR-name** of the DL which the expansion point chooses to use for comparison purposes.

8) If the new report request values [determined in step 5)] or the DL's local policy will prevent the originator receiving a requested delivery report from the DL's members, then a copy of the message, with delivery report request instructions for the expanded DL, is constructed and returned along with the message.

9) The procedure returns the revised message and the optional report request and then terminates.

14.3.11 *Loop Detection and Routing Algorithm*

The routing and loop detection algorithms for inter or intra domain use are beyond the scope of this Recommendation. In order to expose the issues that must be considered, the remainder of this clause describes one approach toward routing and loop detection. This material is not part of the Recommendation.

The subclauses that follow describe a simple method of loop detection together with a minimal routing algorithm. The algorithm is minimal in the sense that it presupposes only minimal knowledge from each MD and performs transfer steps that avoid loops (in the sense indicated below). Of course, this algorithm can be improved any time an MD knows more about the topology of the network of MDs.

The algorithm recognizes the fact that it is in general legitimate (i.e. no loop should be detected) to re-enter an MD if a specific operation has been performed by another MD since the last passage through the MD about to be re-entered. Legitimate operations are: conversion, DL-expansion, and redirection.

1) Notation: The Trace Information sequence is made of **trace-information-elements** denoted in a simplified way as [MD, routing-action, operation], where MD is the name of an MD; routing-action is 'relayed' or 're-routed', operation is 'conversion', 'DL-operation', 'redirection' or 'nil'. M denotes the message to transfer. MD(o) denotes the current MD (the one currently doing loop detection). Neighbours is the set of selected adjacent MDs [neighbours of MD(o)], which are possible relay-MDs for M. Trace-Info* is the sequence of Trace-Info obtained by considering the tail of the trace info sequence beginning with the last [MD, r, op] trace info element where op is not nil (nil indicates that no operation has been performed by an MD).
2) Loop Detection: Examine Trace-Info for loops. A loop is detected if the trace info sequence contains a trailing sub-sequence, [MD(o), relayed, op(o)] ... [MD(p), relayed, op(p)] where for all j for which $o < j \leq p$ the associated trace info element is [MD(j), relayed, op(j)] and op(j) = nil. That is, a loop is detected if M arrives at an MD which has already relayed it and each MD afterwards has also relayed it without performing any operation other than routing. If a loop is detected, then the algorithm returns an error indicating the problem, and terminates.
3) Routing Set-up: If no loop is detected, the set, Neighbours, is adjusted, if necessary, for loop-avoiding transfer steps in the context of the current message. (The adjustment affects no other message).
    a) If there is no loop and no occurrence of [MD(o), r, op] in Trace-Info*, then Neighbours is unchanged.
    b) If there is no loop but there is an occurrence of [MD(o), r, op] in Trace-Info*, then remove from Neighbours all MDs which appear in that suffix of Trace-Info* which begins with [MD(o), r, op]. Modify the trace info element added by the current domain to show re-routed as routing action. Add a previous-MD parameter determined as follows: The last [MD(o), r, op] trace info element in Trace Info is located. The previous-MD is the MD appearing in the first trace info element after this last [MD(o), r, op] trace info element.
    c) In cases a) and b), if Neighbours is empty, the algorithm returns an error indicating the problem and terminates.
4) Routing action. A next hop is selected from Neighbours for each recipient to be relayed.

14.4 *Report Module*

The Report module can be invoked by:

1) the Report-in module, which passes a report; or
2) the Main module, which passes a message or probe with report instructions; or
3) the Report-out module, which passes a report with failure description.

If an error is encountered by the procedures internal to this module, no output is generated. Otherwise the Report module invokes the Report-out or Report-delivery module, passing a report with transfer or delivery instructions, respectively. See Figure 10/X.411.

Note – The use of reports shall be subject to the security-policy in force.

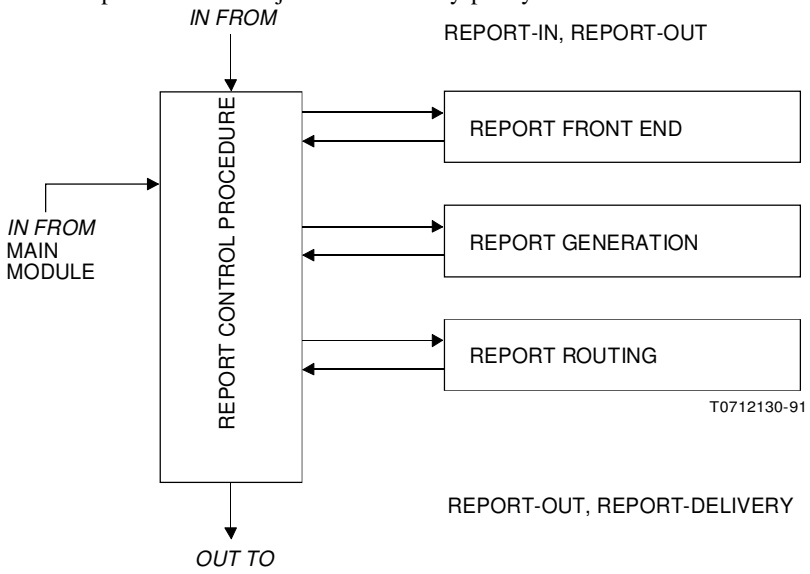

FIGURE 10/X.411

Organization of procedures within the report module

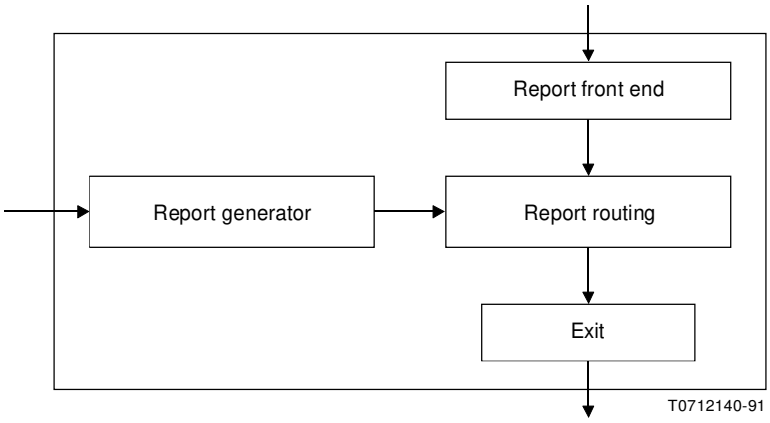

FIGURE 11/X.411

Information flow within the report module

14.4.1 *Control Procedure*

14.4.1.1 *Arguments*

1) A report; or
2) a message or probe with report instructions.

14.4.1.2 *Results*

1) A report with relaying or delivery instructions; or
2) no result in case an error is encountered.

14.4.1.3 *Errors*

None. The report, message, or probe is discarded if an error is encountered.

14.4.1.4 *Procedure Description*

1) For a report from Report-in the Report-front-end procedure is first called to perform trace initialisation and several initial verification steps. A null return indicates an error; the report is discarded and processing terminates. Otherwise processing continues at step 3) below.
2) For a message or probe the Report-generation procedure is first called to create a report. A null return indicates an error; the message or probe is discarded and processing terminates. If a report is returned, processing continues at step 3), below.
3) The Report-routing procedure is called to generate a routing instruction for the report. A null return indicates an error; the report is discarded and processing terminates. The Control procedure returns the completed report together with routing instruction and terminates, subject to the security-policy.

14.4.2 *Report-front-end Procedure*

This procedure performs trace initialisation, detection of message-expiration violations, initial security check, loop detection and criticality check.

14.4.2.1 *Arguments*

A report.

14.4.2.2 *Results*

The report with initialized **trace-information** for this MTA.

14.4.2.3 *Errors*

None. The report is discarded if an error is detected.

14.4.2.4 *Procedure Description*

1) If the report has crossed a domain boundary, a **trace-information-element** for this domain is added with current time as the **arrival-time** and **relay** as **action**. An **internal-trace-information-element** is also added whether or not the report has crossed a domain boundary.
2) If required by the security-policy in force and/or if the **report-origin-authentication-check** is incorrect, the report is discarded and processing terminates.
3) If any of the extension fields is marked critical for transfer but is not semantically understood by the MTA, the report is discarded. The procedure then terminates.
4) Loop detection is performed. The loop detection algorithm is beyond the scope of this Recommendation. However, an example of a combined routing and loop detection algorithm is given in 14.3.11. If a loop is detected, the report is discarded and the procedure terminates.

14.4.3 *Report-generation Procedure*

This procedure generates a report describing the success and/or failure of operations attempted by this MTA.

14.4.3.1 *Arguments*

A message or probe. For each recipient with **responsibility** set to **responsible**, a per-recipient instruction is included indicating the success or problem to be reported.

14.4.3.2 *Results*

A report describing the successes or failures to be reported.

14.4.3.3 *Errors*

None.

14.4.3.4 *Procedure Description*

If the subject's **originating-MTA-report-request** field so indicates, the report is constructed with arguments as described in Table 31/X.411, and further amplified by the following:

The Delivery arguments (**message-delivery-time**, **type-of-MTS-user**) or Non-delivery arguments (**non-delivery-reason-code**, **non-delivery-diagnostic-code**) for each recipient are taken from the per-recipient instructions that accompanied the subject message. If successful delivery is reported for a DL recipient, then the **type-of-MTS-user** is set to **DL**. The **report-destination-name** is the last element from **DL-expansion-history**, if that element exists. For messages with no **DL-expansion-history** and for all probes, the **report-destination-name** is the subject's **originator-name**. The **originator-and-DL-expansion** will contain the **originator-name** and the subject's **message-submission-time** followed by the content of **DL-expansion-history**. A **trace-information-element** for this domain is created with the current time as the **arrival-time** and **relay** as **action**. An **internal-trace-information-element** is also created.

Note – **Reporting-DL-name** is not generated under any of these conditions.

In the case where the instructions reflect multiple failures, the report should reflect the original problem rather than the failure of subsequent recovery actions.

Note that the MTA nominates **criticality** values for fields copied from the subject. These new values reflect criticality with regard to the report, not the subject. The MTA will not copy into the report any critical functions which it does not support.

14.4.4 *Report-routing Procedure*

This procedure determines the routing action, if any, to be taken on a report. Report-routing reflects special conditions that require a routing procedure different from that applicable to messages or probes:

1) A report has just one recipient - the originator of the message that forms the subject of the report, a DL expansion-point, or, if local policy allows, a DL owner.
2) Insurmountable failures encountered in routing a report result in the discarding of the report. No attempt is made to generate a further report on the difficulty encountered.

The processing actions necessitated by these conditions are described in the following clauses. It should be noted that the routing of reports is subject to the security-policy.

14.4.4.1 *Arguments*

One of the following:

1) A report transferred to this MTA from another MTA and successfully processed by the Report-front-end procedure.

2) A report created by the Report-generation procedure internal to this MTA.

3) A report received back from the Report-out procedure together with a description of the transfer failure encountered.

14.4.4.2 *Results*

One of the following:

1) The report, together with relaying instructions to the next hop MTA.

2) The report, together with an indication of the locally supported MTS-user who is to receive Report-delivery.

14.4.4.3 *Errors*

None. If no local recipient or next hop can be determined, the report is discarded.

14.4.4.4 *Procedure Description*

1) Reports relayed to this MTA or generated locally receive normal routing attention as follows:

   a) If the Report-destination is not local to this MTA then relaying is required. Report-routing attempts to determine the next hop address. In this determination the **message-security-label** of the report is checked against the **security-context** to ensure no violation of the security-policy occurs. If successful, then the report, together with this information is returned as the procedure's result. The procedure then terminates. The report is subsequently passed to the Report-out procedure.

      If the next hop address cannot be determined, then the report is discarded and the procedure terminates without returning a result.

   b) If the Report-destination is an MTS-user local to this MTA, and the **originator-report-request** field indicates, then Report-delivery is required (subject to the security-policy in force). Report-routing attempts to determine the OR-address of the report destination. If successful, then the report, together with this information is returned as the procedure's result. The procedure then terminates. The report is subsequently passed to the Report-delivery procedure.

      If the report was not requested or the report destination address cannot be determined, the report is discarded and the procedure terminates without returning a result.

   c) If the **report-destination-name** is of a DL local to this MTA, then this report is in process of routing back along a path of successive DL expansion-points. In the **other-actions** field of the current **trace-information-element** and **internal-trace-information-element**, the value **dl-operation** is indicated.

      Any processing based on local DL policy would occur here; e.g. a copy of the report can be constructed and sent to the DL owner. In this case the **report-destination-name** will be that of the DL owner and the **reporting-DL-name** will be constructed to contain the subject DL name. This copy of the report shall not contain the **returned-content**. In addition, suppression of reports can be done here.

      Note – The possibility that a DL owner is itself a DL is for further study.

      If the report is not to be suppressed, the MTA then replaces the **OR-name** currently in the **report-destination-name** field by the **OR-name** immediately preceding that one in the **originator-and-DL-expansion-history** field. Thus the report acquires, as a new destination, the next entry back along the chain of entries in the **originator-and-DL-expansion-history** field:

      report-destination-name: Copy previous DL **OR-name** from **originator-and-DL-expansion-history**.

reporting-DL-name: Generated only in case of reports to DL owner.

In order to route the report to this new destination, the Report-routing procedure now calls itself recursively. The result returned, if any, from this recursive call is returned, and the procedure terminates.

2) A report received back from the Report-out procedure has encountered a transfer failure in the process of relaying to another MTA. The Report-routing procedure attempts to re-route such a report, i.e. compute an alternative next hop address (subject to the security-policy in force). If an alternative next hop address is found then the report, together with this information and suitably modified trace information is returned as the procedure's result. The procedure then terminates. The report is subsequently passed to the Report-out procedure.

   If an alternative next hop address cannot be determined, then the report is discarded and the procedure terminates without returning a result.

14.5 *MTS-bind and MTS-unbind*

14.5.1 *MTS-user initiated MTS-bind Procedure*

This subclause describes the behaviour of the MTA when an MTS-bind is invoked by an MTS-user.

14.5.1.1 *Arguments*

The MTS-bind arguments are defined in 8.1.1.1.1.

14.5.1.2 *Results*

The MTS-bind results are defined in 8.1.1.1.2.

14.5.1.3 *Errors*

The bind-errors are defined in 8.1.2.

14.5.1.4 *Procedure Description*

1) If the MTAs resources cannot currently support the establishment of a new association, the procedure returns a Busy bind-error and terminates.

2) Otherwise, if authentication is required by the security-policy, the MTA attempts to both authenticate the MTS-user via the **initiator-credentials** supplied and check the acceptability of the **security-context**. If the **initiator-credentials** cannot be authenticated, the procedure returns an authentication-error and terminates. If the **security-context** is not acceptable, the procedure returns an unacceptable-security-context bind-error and terminates.

3) If authentication is successful and the **security-context** is acceptable then the MTA accepts the requested association. The procedure returns the **MTA-name** and **responder-credentials**. **Messages-waiting** is also returned if the MTS-user subscribes to the Hold for Delivery element-of-service. The procedure then terminates.

4) If authentication is not required, **messages-waiting** is returned if the MTS-user subscribes to the Hold for Delivery element-of-service, and the procedure terminates.

14.5.2 *MTS-user initiated MTS-unbind Procedure*

This subclause describes the behaviour of the MTA when an MTS-unbind is invoked by an MTS-user in order to release an existing association established by the MTS-user.

14.5.2.1 *Arguments*

None.

14.5.2.2 *Results*

The MTS-unbind procedure returns an empty result as an indication of release of the association.

14.5.2.3 *Errors*

None.

14.5.2.4 *Procedure Description*

The procedure releases the association, returns an empty result, and terminates.

14.5.3 *MTA initiated MTS-bind Procedure*

This subclause describes the steps taken by an MTA when tasked to establish an association with an MTS-user.

14.5.3.1 *Arguments*

The MTS-bind arguments are defined in 8.1.1.1.1.

14.5.3.2 *Results*

An internal identifier for the association established.

14.5.3.3 *Errors*

The procedure returns a failure indication in the event an association could not be established.

14.5.3.4 *Procedure Description*

1) The procedure establishes values for the arguments defined in 8.1.1.1.1. **Messages-waiting** may be supplied if the MTS-user subscribes to the Hold for Delivery element-of-service. Values for **initiator-name**, **security-context**, and **initiator-credentials** are taken from internal information.
2) The procedure determines the **user-address** of the MTS-user and attempts to establish an association with the arguments of 8.1.1.1.1. If unsuccessful a failure indication is returned and the procedure terminates.
3) If successful, the results returned from the MTS-user (defined in 8.1.1.1.2) are examined. The **responder-name** is checked for correctness and an attempt is made to authenticate the MTS-user via the **responder-credentials** returned. If either check fails, the procedure closes the connection, returns a failure indication, and terminates.
4) If both checks are successful the procedure returns the association identifier and terminates.

14.5.4 *MTA initiated MTS-unbind Procedure*

This procedure is called to release an association with an MTS-user.

14.5.4.1 *Arguments*

The internal identifier for the association to be released.

14.5.4.2 *Results*

The MTS-unbind procedure returns an empty result as an indication of release of the association.

14.5.4.3 *Errors*

None.

14.5.4.4 *Procedure Description*

The procedure releases the association, returns an empty result, and terminates.

14.6 *Submission Port*

14.6.1 *Message-submission Procedure*

This subclause describes the behaviour of the MTA when the Message-submission abstract-operation is invoked by the MTS-user on a submission port.

14.6.1.1 *Arguments*

The Message-submission arguments listed in Table 3/X.411 and described in clauses indicated in that table.

14.6.1.2 *Results*

1) The Message-submission results listed in Table 5/X.411 and described in clauses indicated in that table are passed back to the MTS-user.

2) The Deferred Delivery module is invoked and passed the submitted message.

14.6.1.3 *Errors*

See 8.2.1.1.3 for descriptions of the relevant abstract-errors.

14.6.1.4 *Procedure Description*

1) Error Checking

   The Message-submission procedure checks for error conditions. If any is found, the indicated abstract-error is returned. All further processing is terminated. Responsibility for the intended message is not accepted by the MTA.

   Errors of particular interest:

   a) Security errors: If the **message-security-label** is not compatible with the **security-context** or, if required, the **message-origin-authentication-check** is incorrect, a security-error is generated.

   b) Criticality errors: If any of the extension fields is marked **critical-for-submission**, but not semantically understood by the MTA, an unsupported-critical-function-error is returned.

      If no errors are encountered at this stage, processing continues at step 2). Additional errors may be encountered in these later processing stages, in which case the MTA takes action as described above.

2) Name Processing

   The following procedure applies to **originator-name**, **recipient-name** and **originator-requested-alternate-recipient**, unless otherwise noted.

   a) If the **OR-name** contains only a **directory-name**, the MTA attempts to obtain the **OR-address**.

      In the case of **recipient-name**, the MTA may use the **requested-delivery-method**, if present, as an indication of which form of **OR-address** the **directory-name** should be mapped to. If a form of **OR-address** appropriate to the **requested-delivery-method** cannot be found, the recipient-improperly-specified abstract-error is returned by the MTA.

   b) If the **OR-name** contains both the **directory-name** and the **OR-address**, their association need not be validated. If the **OR-address** is later found to be invalid, the MTA proceeds as if the **OR-address** was not supplied in the **OR-name**. The procedure described in a) above is used to obtain the **OR-address**, which, if valid, replaces the supplied **OR-address** in the **OR-name**.

      If the obtained **OR-address** is invalid, an abstract-error is returned as described in a) above.

c) If a **recipient-name** contains an **OR-address** of a form not appropriate to the requested-delivery-method, if present, the recipient-improperly-specified abstract-error is returned by the MTA.

d) The validation of the **OR-address**, whether passed in the Message-submission argument or obtained by resolving the **directory-name**, has two steps. The first step validates that the purported **OR-address** has the combination of attributes needed for a valid OR-address (see 8.5.5). The second step, which applies only to the originator-name, validates that the OR-address is, in fact, the OR-address of the MTS-user submitting the message.

3) Transfer of Responsibility, Return of Results

If no errors are detected in the above processing, the MTA accepts responsibility for the message and so signifies by returning the Message-submission results to the MTS-user. The Message-submission results are described in 8.2.1.1.2. The message-submission-identifier and message-submission-time arguments are constructed as appropriate by the MTA. The content-identifier is identical to the corresponding Message-submission argument. If requested by the originator, the originating-MTA generates the proof-of-submission using the algorithm identified by the proof-of-submission-algorithm-identifier and the arguments defined in 8.2.1.1.2.4. In addition the originating-MTA-certificate is returned.

4) Message Construction

A Message is constructed from the Message-submission arguments, as possibly modified in the above processing steps, plus additional arguments supplied by the MTA, as specified in 12.2.1.1.

When complete, the Message-submission procedure terminates and the message is passed to the Deferred Delivery module for further processing.

14.6.2 *Probe-submission Procedure*

This clause describes the behaviour of the MTA when the Probe-submission abstract-operation is invoked by the MTS-user on a submission-port.

14.6.2.1 *Arguments*

The Probe-submission arguments listed in Table 7/X.411 and described in clauses indicated in that table.

14.6.2.2 *Results*

1) The Probe-submission results listed in Table 8/X.411 and described in clauses indicated in that table are passed back to the MTS-user.

2) The Main module is invoked and passed the submitted probe.

14.6.2.3 *Errors*

See 8.2.1.2.3 for descriptions of the relevant abstract-errors.

14.6.2.4 *Procedure Description*

1) Error Checking

The Probe-submission procedure checks for error conditions. If any is found, the indicated abstract-error is returned. Responsibility for the intended probe is not accepted by the MTA.

Errors of particular interest:

a) Security errors: If the **message-security-label** is not compatible with the **security-context**, or if the **probe-origin-authentication-check** is incorrect, a security-error is generated.

b) Criticality errors: If any of the extension-fields is **critical-for-submission**, but not semantically understood by the MTA, an unsupported-critical-function-error is returned.

If no errors are encountered at this stage, processing continues at step 2). Additional errors may be encountered in these later processing stages, in which case the MTA takes action as described above.

2) Name Processing

The following procedure applies to **originator-name**, **recipient-name** and **originator-requested-alternate-recipien**t, unless otherwise noted.

a) If the **OR-name** contains only a **directory-name**, the MTA attempts to obtain the **OR-address**.

In the case of **recipient-name**, the MTA may use the **requested-delivery-method**, if present, to indicate which form of **OR-address** the **directory-name** should be mapped to. If a form of **OR-address** appropriate to the **requested-delivery-method** cannot be found, the recipient-improperly-specified abstract-error is returned by the MTA.

b) If the **OR-name** contains both the **directory-name** and the **OR-address**, their association need not be validated. If the **OR-address** is later found to be invalid, the MTA proceeds as if the **OR-address** was not supplied in the **OR-name**. The procedure described in a) above is used to obtain the **OR-address**, which, if valid, replaces the supplied **OR-address** in the **OR-name**.

If the obtained **OR-address** is invalid, an abstract-error is returned as described in a) above.

c) If a **recipient-name** contains an **OR-address** of a form not appropriate to the **requested-delivery-method**, if present, the recipient-improperly-specified abstract-error is returned by the MTA.

d) The validation of the **OR-address**, whether passed in the Probe-submission argument or obtained by resolving the **directory-name**, has two steps. The first step validates that the purported **OR-address** has the combination of attributes needed for a valid **OR-address** (see 8.5.5). The second step, which applies only to the **originator-name**, validates that the **OR-address** is, in fact, the **OR-address** of the MTS-user submitting the message.

3) Transfer of Responsibility, Return of Results

If no errors are detected in the above steps, the MTA accepts responsibility for the probe and so signifies by returning the Probe-submission results to the MTS-user. The Probe-submission results are described in 8.2.1.2.2. The **probe-submission-identifier** and **probe-submission-time** arguments are constructed as appropriate by the MTA. The **content-identifier** is identical to the corresponding Probe-submission argument.

4) Probe Construction

A probe is constructed from the Probe-submission arguments, as possibly modified in the above processing steps, plus additional arguments supplied by the MTA.

When complete, the Probe-submission procedure terminates and the probe is passed to the Main module for further processing.

14.6.3 *Cancel-deferred-delivery Procedure*

This subclause describes the behaviour of the MTA when the Cancel-deferred-delivery abstract-operation is invoked by the MTS-user on a submission-port in order to cancel the deferred delivery message previously submitted to the MTA.

14.6.3.1 *Arguments*

The Cancel-deferred-delivery arguments listed in Table 10/X.411 and described in clauses indicated in that table.

14.6.3.2 *Results*

An empty result is passed back to the MTS-user as an indication of successful cancellation.

14.6.3.3 *Errors*

See 8.2.1.3.3 for descriptions of the relevant abstract-errors.

14.6.3.4 *Procedure Description*

1) If a **proof-of-submission** has already been provided, the Too-late-to-cancel abstract-error is returned by the MTA. The deferred delivery of the message is not cancelled.
2) If the value of the **message-submission-identifier** argument is recognized by the MTA as being valid and associated with a message being held by the MTA for deferred-delivery, the MTA discards this message as being cancelled, and assumes no further responsibility for it.
3) If the value of the **message-submission-identifier** argument is recognized by the MTA as being valid but refers to a message already delivered or transferred to another MTA, the Too-late-to-cancel abstract-error is invoked by the MTA. The deferred delivery of the message is not cancelled.
4) If the value of the **message-submission-identifier** argument is not recognized as being valid (either because the MTA never assigned such a value or because the MTA no longer holds the historical record of a deferred delivery message that has been transferred or delivered), then the Message-submission-identifier-invalid or Too-late-to-cancel abstract-error is returned by the MTA, the choice of which being a local matter.

14.6.4 *Submission-control Procedure*

This subclause describes the behaviour of the MTA when invoking the Submission-control abstract-operation on a submission-port in order to temporarily limit the submission-port abstract-operations that the MTS-user can invoke. These controls remain in force for the duration of the current association unless overridden by a subsequent Submission-control abstract-operation.

Note – The use of Submission-control shall be subject to the security-policy in force. The **permissible-security-context** Submission-control argument limits the **security-context** established during the MTS-bind.

14.6.4.1 *Arguments*

The Submission-control arguments listed in Table 12/X.411 and described in clauses indicated in that table.

14.6.4.2 *Results*

The Submission-control results listed in Table 13/X.411 and described in clauses indicated in that table are passed back to the MTA by the MTS-user.

14.6.4.3 *Errors*

A Security-error can be passed back by the MTS-user. See 8.2.1.4.3 for a description of this abstract-error.

14.6.4.4 *Procedure Description*

The circumstances causing an MTA to invoke the Submission-control abstract-operation are a local matter, as are the actions taken during and subsequent to its completion.

14.7 *Delivery Port*

14.7.1 *Message-delivery Procedure*

This subclause describes the steps taken by an MTA when tasked to deliver a message to one or more MTS-users.

Most provisions of this clause also apply to the case where the MTA has received a probe with one or more local recipients. Unless noted otherwise, all procedure steps save physical delivery apply to the handling of probes.

Note – The generation of reports shall be subject to the security-policy.

14.7.1.1 *Arguments*

1) A message from the Main module with per-recipient instructions to deliver to one or more local MTS-users.

2) The Message-delivery arguments listed in Table 15/X.411 and described in clauses indicated in that table are passed to the recipient MTS-user.

14.7.1.2 *Results*

1) An empty result or, if requested, a **proof-of-delivery** and optional **recipient-certificate** passed back from the MTS-user as an indication of successful delivery with no reporting requirements,

2) If a report is required, the Main module is invoked and passed the message with per-recipient instructions describing any delivery problems encountered and/or indicating successful deliveries to be reported on.

14.7.1.3 *Errors*

Message-delivery abstract-errors that can be returned from the MTS-user to the MTA are described in 8.3.1.1.3. These error conditions are reported to the Main module in the results described above.

14.7.1.4 *Procedure Description*

1) If the message expiration is reached, a report instruction is generated for each local recipient. The values of **non-delivery-reason-code** and **non-delivery-diagnostic-code** are **unable-to-transfer** and **maximum-time-expired**, respectively. The procedure then terminates.

2) If any of the per-message **extension-fields** is set to **critical-for-delivery** but not semantically understood by the MTA, a report instruction for each local recipient is generated. The values of **non-delivery-reason-code** and **non-delivery-diagnostic-code** are set to **unable-to-transfer** and **unsupported-critical-function** respectively.

3) Otherwise, values are established for those arguments to the Message-delivery abstract-operation that apply to all recipients (arguments to Message-delivery are described in 8.3.1.1.1).

4) Steps 4) to 15) are executed for each recipient with **responsibility** set to **responsible**. The procedure then terminates.

5) To ensure the security-policy is not violated during delivery, the **message-security-label** is checked against the **security-context**. If delivery is barred by the security-policy then, subject to the security-policy, a report instruction for this is generated. The values of **non-delivery-reason-code** and **non-delivery-diagnostic-code** are **unable-to-transfer** and **secure-messaging-error**, respectively.

6) If delivery is barred by restrictions imposed in a previously invoked Register or Delivery-control abstract-operation, then, subject to the security-policy in force, the MTA will hold the message pending the lifting of the applicable restriction(s).

7) If the maximum holding time for a held message (the value of this maximum time being a local matter) expires with the applicable restrictions still in effect, then a report instruction is generated for this recipient. The values of **non-delivery-reason-code** and **non-delivery-diagnostic-code** are **unable-to-transfer** and **recipient-unavailable**, respectively. Processing then terminates for this recipient.

   Note – The processing steps 6) and 7) above associated with control restrictions do not apply in the case of Probe.

8) If restricted-delivery is enforced, and the sender falls in the category of unauthorized senders, then a report instruction is generated for this recipient. The values of **non-delivery-reason-code** is set to **restricted-delivery**. Processing then terminates for this recipient. For the purpose of the restricted-delivery procedure, the sender of a message is considered to be the **originator-name** and any (i.e. all) **OR-name**s contained in **DL-expansion-history** or **redirection-history** elements, if present.

9) The MTA establishes those arguments for the Message-delivery abstract-operation that apply only to the individual recipient: **message-delivery-identifier** and **message-delivery-time** are given values as described in 8.3.1.1.1.1 and 8.3.1.1.1.2. All other arguments are taken directly from corresponding fields of the message to be delivered. With the exceptions noted below, all arguments shown in Table 11/X.411 are included in each invocation of Message-delivery.

10) If **disclosure-of-other-recipients** has the value **disclosure-of-other-recipients-requested**, the **other-recipient-name** argument is set to include the following:

    a) The **OR-names** of all originally-specified recipients with an **originally-specified-recipient-number** distinct from that for the current recipient. For any such recipient for which redirection has been recorded, the originally-specified recipient's **OR-name** is that from the first entry in the associated **redirection-history**;

    b) If distribution list expansion has occurred, the **OR-name** from the first entry of the **DL-expansion-history**;

       If the recipient is a member of a distribution list, other members of this distribution list must not be included in the **other-recipient-name** argument. The recipient is a member of a distribution list if the **DL-expansion-history** field is non-empty.

11) If any of the per-recipient **extension-fields** is set to **critical-for-delivery**, but not semantically understood by the MTA, a report instruction for this recipient is generated. The values of the **non-delivery-reason-code** and **non-delivery-diagnostic-code** are set to **unable-to-transfer** and **unsupported-critical-function** respectively.

12) In the case of delivery to a Physical Delivery Access Unit, the Physical Delivery Arguments are included in the Message-delivery. These arguments are described in 8.2.1.1.1.14 to 8.2.1.1.1.23.

13) Once all conditions have been met for successful delivery, the MTA will physically deliver the message. The accomplishment of delivery to a co-located recipient MTS-user is a local matter. In the case of a remotely located recipient MTS-user, the MTA establishes an association with that MTS-user (or uses an existing one) and invokes the Message-delivery abstract-operation across that association. With successful delivery, either remote or local, responsibility for the message passes from the MTA to the recipient MTS-user.

14) Upon a successful delivery, if the **originating-MTA-delivery-report-request** has the value of **report** or **audited-report**, then a report instruction is generated noting the successful delivery. Processing then terminates for this recipient.

15) In the case of a remotely located recipient MTS-user, if an association neither exists nor can be established initially, or there is a transfer failure across an association, the MTA can repeat the attempt at association establishment and/or transfer, the maximum number and/or time duration of repeats being a local matter. If, after repeated attempts transfer has not been accomplished, the message is deemed undeliverable and, subject to the security-policy in force, a report instruction is generated. The values of **non-delivery-reason-code** and **non-delivery-diagnostic-code** are **transfer-failure** and **recipient-unavailable**, respectively. Processing then terminates for this recipient.

Note – The processing steps associated with physical transfer of a message to the recipient MTS-user do not apply in the case of Probe.

16) Return of Results and Errors by the MTS-user

If the Message-delivery abstract-operation is successful, then the MTS-user returns as an indication of success either an empty result or, if requested, a **proof-of-delivery** and optional **recipient-certificate**.

If the Message-delivery abstract-operation violates one or more controls imposed by a previous Delivery-control or Register abstract-operation, then the MTS-user returns a Delivery-control-violated error. If the **security-context** dictates that the MTS-user cannot support the requested abstract-operation because it would violate the security-policy, then the MTS-user returns a Security-error. In this event the Message-delivery invocation has failed and the MTA retains responsibility for the message with respect to this recipient. The message is held for subsequent retry or is passed to the Main module for report generation. Processing then terminates for this recipient.

14.7.2 *Probe-delivery-test Procedure*

This clause describes the steps taken by an MTA when tasked to test the deliverability of a Probe.

Note – The use of Reports shall be subject to the security-policy.

14.7.2.1 *Arguments*

A probe from the internal procedure with per-recipient instructions to Probe-delivery-test to one or more local MTS-users.

14.7.2.2 *Results*

The Main module is invoked and passed the probe with per-recipient instructions describing whether or not the hypothetical delivery would have occurred and if not why not.

14.7.2.3 *Errors*

None.

14.7.2.4 *Procedure Description*

The logic for Message-delivery is described in 14.7.1. All steps in that clause except those specifically noted as inapplicable to Probe are executed.

14.7.3 *Report-delivery Procedure*

This subclause describes the steps taken by an MTA when tasked to deliver a report to an MTS-user. Report-delivery is called for when an MTA receives a report, from Report-in or upon generation within this MTA, whose **originator-name** field specifies an MTS-user served by this MTA.

14.7.3.1 *Arguments*

1) A report from the Report module with per-recipient instructions to deliver to a local recipient.

2) The Report-delivery arguments listed in Table 18/X.411 and described in clauses indicated in that table are passed to the recipient MTS-user.

14.7.3.2 *Results*

An empty result passed back from the MTS-user as an indication of successful delivery.

14.7.3.3 *Errors*

Report-delivery errors that can be returned from the MTS-user to the MTA are described in 8.3.1.2.3.

14.7.3.4 *Procedure Description*

1) To ensure the security-policy is not violated during Report-delivery the **message-security-label** is checked against the security-context. If Report-delivery is barred by the security-policy, then the report is discarded.

2) If report delivery is barred by restrictions imposed in a previously invoked Register or Delivery-control abstract-operation, then, subject to the security-policy in force, the MTA will hold the report pending the lifting of the applicable restriction(s). Restrictions are established by arguments of the Delivery-control or Register abstract-operation as described in 8.3.1.3.1.

   If the maximum holding time for a held report (the value of this maximum time being a local matter) expires with the applicable restrictions still in effect, then the report is discarded.

3) Arguments for the Report-delivery abstract-operation are taken from corresponding fields of the report.

4) If any of the per-message or per-recipient **extension-fields** are set to **critical-for-delivery**, but not semantically understood by the MTA, the report is discarded.

5) The accomplishment of Report-delivery to a co-located MTS-user is a local matter. In the case of a remotely located MTS-user, the MTA establishes an association with that MTS-user (or uses an existing one) and invokes the Report-delivery abstract-operation across that association. With successful Report-delivery, either remote or local, responsibility for the report passes from the MTA to the MTS-user.

6) In the case of a remotely located MTS-user, if an association cannot be established initially, the MTA can repeat the attempt, the maximum number and/or time duration of repeats being a local matter. If, after repeated attempts no association has been established, the report is deemed undeliverable and is discarded.

7) Return of Results and Errors by the MTS-user

   If the Report-delivery abstract-operation is successful, then the MTS-user returns an empty result as an indication of success.

   If the Report-delivery abstract-operation violates one or more controls imposed by a previous Delivery-control or Register abstract-operation, then the MTS-user returns a Delivery-control-violated error. In this event the Report-delivery invocation has failed and the MTA retains responsibility for the report.

14.7.4 *Delivery-control Procedure*

This subclause describes the behaviour of the MTA when the Delivery-control abstract-operation is invoked by an MTS-user served by this MTA. Delivery-control imposes and lifts restrictions on the Message-delivery and Report-delivery abstract-operations. These controls remain in force for the duration of the current association unless

overridden by a subsequent Delivery-control. Delivery-controls temporarily limit the **security-context** but cannot cause a violation of the security-policy.

These controls do not apply to the processing of probes by the MTA.

14.7.4.1 *Arguments*

The Delivery-control arguments listed in Table 20/X.411 and described in 8.3.1.3.1.

14.7.4.2 *Results*

1) The Delivery-control results listed in Table 21/X.411 and described in 8.3.1.3.2 are passed back to the MTS-user by the MTA.
2) Various control parameters of the MTS-user held by this MTA are replaced by values carried in the Delivery-control arguments.

14.7.4.3 *Errors*

See 8.3.1.3.3 for a description of the relevant abstract-errors.

14.7.4.4 *Procedure Description*

1) If the value of the **restrict** argument is **remove**, then all controls established by any previous Delivery-control are removed; the abstract-operation is complete, and the Result is returned to the MTS-user.
2) If the value of the **restrict** argument is **update**, and no other arguments are present, the request is considered to be valid and the Result returned to the MTS-user.

   In such cases all currently in force control values remain unchanged.
3) If the value of the **restrict** argument is **update**, and other arguments are present, those arguments are checked for compatibility with long term conditions specified by the most recent invocation of the Register abstract-operation on the administration-port (see 14.4.1). If no incompatibility is detected, and the update is permitted within the security-policy, the indicated updates are carried out, the abstract-operation is complete, and the Result is returned to the MTS-user.
4) If any of the following incompatibilities is detected with long term conditions, a Control-violates-registration abstract-error is returned by the MTA:
   a) The **permissible-encoded-information-types** has a type not specified among those allowed long term.
   b) The **permissible-content-types** has a content not specified among those allowed long term.
   c) The **permissible-maximum-content-length** exceeds the length allowed long term.
   d) The **permissible-security-context** is violated.

   In any of these error cases, the Delivery-control is discarded and not carried out.

14.8 *Administration Port*

14.8.1 *Register Procedure*

This subclause describes the behaviour of the MTA when the Register abstract-operation is invoked by an MTS-user served by this MTA.

14.8.1.1 *Arguments*

The Register arguments listed in Table 23/X.411 and described in clauses indicated in that table.

14.8.1.2 *Results*

1) The Register procedure returns an empty result to the MTS-user as an indication of success.

2) Various parameters of the MTS-user held by this MTA are replaced by values carried in the Register arguments.

14.8.1.3 *Errors*

A Register-rejected error returned to the MTS-user, as described in 8.4.1.1.3.

14.8.1.4 *Procedure Description*

1) The Register arguments are checked for correct specification. If any is incorrectly specified, the Register procedure returns a Register-rejected error and terminates.

2) If the Register arguments are correctly specified, the values of MTS-user parameters are replaced by those of the Register arguments, and the procedure terminates.

14.8.2 *MTS-user initiated Change-credentials Procedure*

This subclause describes the behaviour of the MTA when a Change-credentials abstract-operation is invoked by the MTS-user.

Note – All changes of credentials shall be subject to the security-policy in force.

14.8.2.1 *Arguments*

The Change-credentials arguments listed in Table 25/X.411 and described in 8.4.1.2.1.

14.8.2.2 *Results*

1) The Change-credentials procedure returns an empty result to the MTS-user as an indication of success.

2) The MTS-user's credentials held by this MTA are changed in accordance with the **new-credentials** argument.

14.8.2.3 *Errors*

A New-credentials-unacceptable or Old-credentials-incorrectly-specified abstract-error, as described in 8.4.1.2.3 and listed in Table 26/X.411.

14.8.2.4 *Procedure Description*

Note – All changes of credentials shall be subject to the security-policy in force.

1) If the value of the **old-credentials** argument is not the same as the credentials held by the MTA for the MTS-user invoking the abstract-operation, an Old-credentials-incorrectly-specified error is returned to the MTS-user and the Change-credentials procedure terminates.

2) Otherwise, the **new-credentials** argument is checked for validity. If found invalid (a local matter dictated by the security-policy) a New-credentials-unacceptable error is returned to the MTS-user and the Change-credentials procedure terminates.

3) Otherwise, the MTS-user's credentials held by this MTA are changed to the value of the **new-credentials** argument, an empty result is returned to the MTS-user as an indication of success, and the Change-credentials procedure terminates.

14.8.3 *MTA initiated Change-credentials Procedure*

This subclause describes the behaviour of an MTA when changing its credentials held by a locally supported MTS-user.

Note – All changes of credentials shall be subject to the security-policy in force.

14.8.3.1 *Arguments*

The Change-credentials arguments listed in Table 25/X.411 and described in 8.4.1.2.1.

14.8.3.2 *Results*

The MTS-user returns an empty result to the Change-credentials procedure as an indication of success.

14.8.3.3 *Errors*

The MTS-user can return a New-credentials-unacceptable or Old-credentials-incorrectly-specified error, as described in 8.4.1.2.3 and listed in Table 26/X.411.

14.8.3.4 *Procedure Description*

Note – All changes of credentials shall be subject to the security-policy in force.

1) The procedure invokes the Change-credentials abstract-operation to change the MTA's credentials held by a locally supported MTS-user. The conditions causing an MTA to change its credentials are a local matter.
2) If either the New-credentials-unacceptable or Old-credentials-incorrectly-specified error is received back from the MTS-user, then the MTA must assume its credentials have not been changed. Further action can be undertaken as a local matter, after which the procedure terminates.
3) If an empty result is received back from the MTS-user, the MTA may assume the procedure has been successful and its credentials changed. The procedure terminates.

14.9 *MTA-bind and MTA-unbind*

14.9.1 *MTA-bind-in Procedure*

This clause describes the behaviour of the MTA when an MTA-bind is invoked by another MTA.

14.9.1.1 *Arguments*

The MTA-bind arguments are defined in 12.1.1.1.1 and listed in Table 27/X.411.

14.9.1.2 *Results*

The MTA-bind results are defined in 12.1.1.1.2 and listed in Table 28/X.411.

14.9.1.3 *Errors*

The bind-errors are defined in 12.1.2.

14.9.1.4 *Procedure Description*

1) If the MTA's resources cannot currently support the establishment of a new association, the procedure returns a Busy bind-error and terminates.
2) Otherwise, if authentication is required by the security-policy, the MTA attempts to both authenticate the calling MTA via the **initiator-credentials** supplied and check the acceptability of the **security-context**. If the **initiator-credentials** cannot be authenticated, the procedure returns an authentication-

error and terminates. If the **security-context** is not acceptable, the procedure returns an unacceptable-security-context error and terminates.

3) If authentication is successful and the **security-context** is acceptable, then the MTA establishes the requested association. The procedure returns the **MTA-name** and **responder-credentials**. The procedure then terminates.

4) If authentication is not required, there are no results to return and the procedure terminates.

14.9.2 *MTA-unbind-in Procedure*

This subclause describes the behaviour of the MTA when an MTA-unbind is invoked by another MTA in order to release an existing association.

14.9.2.1 *Arguments*

None.

14.9.2.2 *Results*

The MTA-unbind-in procedure returns an empty result as an indication of release of the association.

14.9.2.3 *Errors*

None.

14.9.2.4 *Procedure Description*

The procedure releases the association, returns an empty result, and terminates.

14.9.3 *MTA-bind-out Procedure*

This subclause describes the steps taken by an MTA when tasked to establish an association with another MTA.

14.9.3.1 *Arguments*

1) The **MTA-name** of the MTA with which the association is to be established.

2) The **security-context** for the association.

14.9.3.2 *Results*

An internal identifier for the association established.

14.9.3.3 *Errors*

The procedure returns a failure indication in the event an association could not be established.

14.9.3.4 *Procedure Description*

1) The procedure establishes values for the arguments defined in 12.1.1.1.1. Values for **initiator-name**, **security-context**, and **initiator-credentials** are taken from internal information.

2) The procedure determines the address of the MTA and attempts to establish an association with the arguments of 12.1.1.1.1. If unsuccessful a failure indication is returned and the procedure terminates.

3) If successful, the results returned from the called MTA (defined in 12.1.1.1.2) are examined. The **responder-name** is checked for correctness, an attempt is made to authenticate the MTA via the **responder-credentials** returned. If any of the checks fail, the procedure returns a failure indication to the caller, terminates the association, and terminates.

4) If all checks are successful the procedure returns the association identifier and terminates.

14.9.4 *MTA-unbind-out Procedure*

This procedure is called to release an association with another MTA.

14.9.4.1 *Arguments*

The internal identifier for the association to be released.

14.9.4.2 *Results*

The MTA-unbind-out procedure returns an empty result as an indication of release of the association.

14.9.4.3 *Errors*

None.

14.9.4.4 *Procedure Description*

The procedure releases the association, returns an empty result, and terminates.

14.10 *Transfer Port*

Note – The actions taken on the transfer-port are subject to the security-policy in force.

14.10.1 *Message-in Procedure*

This subclause describes the behaviour of the MTA when a Message-transfer abstract-operation is invoked by another MTA on a transfer-port.

14.10.1.1 *Arguments*

The Message-transfer arguments listed in Table 29/X.411 and described in clauses indicated in that table.

14.10.1.2 *Results*

The Deferred-delivery module is invoked and passed the message transferred in.

14.10.1.3 *Errors*

None.

14.10.1.4 *Procedure Description*

On receipt of a message through the occurrence of a Message-transfer abstract-operation (invoked from a neighbour MTA), the Message-in procedure is invoked. This procedure simply passes the message to the Deferred-delivery module to determine the actions to be taken by this MTA.

Responsibility for the message passes to the receiving-MTA with the successful transfer.

14.10.2 *Probe-in Procedure*

This subclause describes the behaviour of the MTA when a Probe-transfer abstract-operation is invoked by another MTA on a transfer-port.

14.10.2.1 *Arguments*

The Probe-transfer arguments listed in Table 30/X.411 and described in clauses indicated in that table.

14.10.2.2 *Results*

The Main module is invoked and passed the probe transferred in.

14.10.2.3 *Errors*

None.

14.10.2.4 *Procedure Description*

On receipt of a probe through the occurrence of a Probe-transfer abstract-operation (invoked from a neighbour MTA), the Probe-in procedure is invoked. This procedure simply passes the probe to the Main module to determine the actions to be taken by this MTA.

Responsibility for the probe passes to the receiving MTA with the successful transfer.

14.10.3 *Report-in Procedure*

This subclause describes the behaviour of the MTA when it receives a Report on a transfer-port through the occurrence of a Report-transfer abstract-operation invoked by another MTA, or when it receives an indication for the generation of a report from an access unit such as a PDAU.

14.10.3.1 *Arguments*

The Report arguments listed in Table 31/X.411 and described in clauses indicated in that table.

14.10.3.2 *Results*

The Report module is invoked and passed the report transferred in.

14.10.3.3 *Errors*

None.

14.10.3.4 *Procedure Description*

On receipt of a report through the occurrence of a Report-transfer abstract-operation (invoked from a neighbour MTA), or on receipt of an indication for a report generation from an access unit such as a PDAU, the Report-in procedure is invoked. This procedure simply passes the report to the Report module to determine the actions to be taken by this MTA.

Responsibility for the report passes to the receiving-MTA with the successful transfer.

14.10.4 *Message-out Procedure*

This subclause describes the steps taken by an MTA when tasked to transfer a message to another MTA.

14.10.4.1 *Arguments*

A message from the internal procedure with routing instructions to transfer to another MTA. The fields of this message form the arguments of the Message-transfer abstract-operation as listed in Table 29/X.411.

14.10.4.2 *Results*

None.

14.10.4.3 *Errors*

In case of transfer failure the Main module is invoked and passed the message with a per-message instruction indicating the failure reason.

14.10.4.4 *Procedure Description*

The message to be transferred provides the arguments for the Message-transfer abstract-operation. It should be noted that the message may reflect processing (e.g. content conversion, redirection, distribution list expansion) carried out in this or previous MTAs.

1) To ensure the security-policy is not violated during transfer, the **message-security-label** is checked against the **security-context**. If the transfer is barred by either the security-policy or temporary restrictions, then processing continues at step 3), below.

2) Otherwise, the MTA establishes an association with the receiving-MTA (or uses an existing one) and invokes the Message-transfer abstract-operation across that association. The completion of Message-out indicates that the transfer has been successful and that the receiving-MTA now accepts responsibility for the message. The Message-out procedure now terminates.

   If the sending-MTA has been instructed by the receiving system to abort the transfer, then the processing continues at step 3), below.

   If an association neither exists nor can be established initially, or there is a transfer failure across an association, the MTA can repeat the attempt at association establishment and/or transfer, the maximum number and/or time duration of repeats being a local matter.

3) If, after repeated attempts transfer has not been accomplished, or a security violation has been detected in step 1), or the sending-MTA has been instructed to abort the transfer in step 2), the message is deemed non transferable and is returned, with failure reason indicated, to the Main module for possible re-routing or redirection. Responsibility for the message remains with the sending MTA. The Message-out procedure now terminates.

Note – The instruction to abort a transfer is generated by the receiving RTSE-provider if it is permanently unable to complete the transfer; for example, when the transfer is of such size that it could never be accepted.

14.10.5 *Probe-out Procedure*

This subclause describes the steps taken by an MTA when tasked to transfer a probe to another MTA.

14.10.5.1 *Arguments*

A probe from the internal procedure with routing instructions to transfer to another MTA. The fields of this probe form the arguments of the Probe-transfer abstract-operation as listed in Table 30/X.411.

14.10.5.2 *Results*

None.

14.10.5.3 *Errors*

In case of transfer failure the Main module is invoked and passed the probe with a per-message instruction indicating the failure reason.

14.10.5.4 *Procedure Description*

The probe to be transferred provides the arguments for the Probe-transfer abstract-operation. It should be noted that the probe may reflect processing (e.g. redirection) carried out in this or previous MTAs.

1) To ensure the security-policy is not violated during transfer, the **message-security-label** is checked against the **security-context**. If the transfer is barred by either the security-policy or temporary restrictions, then processing continues at step 3), below.

2) The MTA establishes an association with the receiving MTA (or uses an existing one) and invokes the Probe-transfer abstract-operation across that association. The completion of Probe-out indicates that the transfer has been successful and that the receiving-MTA now accepts responsibility for the probe. The Probe-out procedure now terminates.

   If the sending-MTA has been instructed by the receiving system to abort the transfer, then the processing continues at step 3), below.

   If an association neither exists nor can be established initially, or there is a transfer failure across an association, the MTA can repeat the attempt at association establishment and/or transfer, the maximum number and/or time duration of repeats being a local matter.

3) If, after repeated attempts transfer has not been accomplished, or a security violation has been detected in step 1) above, or the sending-MTA has been instructed to abort the transfer in step 2), then the probe is deemed non transferable and is returned, with failure reason indicated, to the Main module for possible re-routing or redirection. Responsibility for the probe remains with the sending MTA. The Probe-out procedure now terminates.

Note – The instruction to abort a transfer is generated by the receiving RTSE-provider if it is permanently unable to complete the transfer; for example, when the transfer is of such size that it could never be accepted.

14.10.6 *Report-out Procedure*

This subclause describes the steps taken by an MTA when tasked to transfer a report to another MTA.

14.10.6.1 *Arguments*

A report from the internal procedure with routing instructions to transfer to another MTA. The fields of this report form the arguments of the Report-transfer abstract-operation as listed in Table 31/X.411.

14.10.6.2 *Results*

None.

14.10.6.3 *Errors*

The report, together with the reason for transfer failure, to be passed back to the Report module.

14.10.6.4 *Procedure Description*

The report to be transferred provides the arguments for the Report-transfer abstract-operation. It should be noted that the report may reflect processing (e.g. redirection) carried out in this or previous MTAs.

1) To ensure the security-policy is not violated during transfer, the **message-security-label** is checked against the **security-context**. If the transfer is barred by either the security-policy or temporary restrictions, then processing continues at step 3), below.

2) The MTA establishes an association with the receiving MTA (or uses an existing one) and invokes the Report-transfer abstract-operation across that association. The completion of Report-out indicates that the transfer has been successful and that the receiving-MTA now accepts responsibility for the report. The Report-out procedure now terminates.

   If the sending-MTA has been instructed by the receiving system to abort the transfer, then the processing continues at step 3), below.

   If an association neither exists nor can be established initially, or there is a transfer failure across an association, the MTA can repeat the attempt at association establishment and/or transfer, the maximum number and/or time duration of repeats being a local matter.

3) If, after repeated attempts transfer has not been accomplished, or a security violation has been detected in step 1) above, or the sending-MTA has been instructed to abort the transfer in step 2), then the report is deemed non transferable and is returned, with failure reason indicated, to the Report module for possible re-routing. Responsibility for the report remains with the sending MTA. The Report-out procedure now terminates.

Note – The instruction to abort a transfer is generated by the receiving RTSE-provider if it is permanently unable to complete the transfer; for example, when the transfer is of such size that it could never be accepted.

ANNEX A

(to Recommendation X.411)

Reference Definition of MTS Object Identifiers

This annex defines for reference purposes various object identifiers cited in the ASN.1 modules in the body of this Recommendation. The object identifiers are assigned in Figure A-1/X.411.

All object identifiers this Recommendation assigns are assigned in this annex. The annex is definitive for all but those ASN.1 modules and the Message Transfer System itself with the exception of object identifiers for EITs or content types. Some EITs or content types may be defined in other user agent Recommendations, e.g. Recommendation X.411. The definitive assignments for the former occur in the modules themselves; other references to them appear in IMPORT clauses. The latter is fixed.

```
MTSObjectIdentifiers { joint-iso-ccitt mhs-motis(6) mts(3) modules(0) object-identifiers(0) }

DEFINITIONS IMPLICIT TAGS ::=

BEGIN

-- Prologue
-- Exports everything

IMPORTS -- nothing -- ;

-- Message Transfer System

id-mts OBJECT IDENTIFIER ::= { joint-iso-ccitt mhs-motis(6) mts(3) }      -- not definitive

-- Categories of Object Identifiers

id-mod OBJECT IDENTIFIER ::= { id-mts 0 }                                 -- modules
id-ot OBJECT IDENTIFIER ::= { id-mts 1 }                                  -- object types
id-pt OBJECT IDENTIFIER ::= { id-mts 2 }                                  -- port types
id-cont OBJECT IDENTIFIER ::= { id-mts 3 }                                -- content types
id-eit OBJECT IDENTIFIER ::= { id-mts 4 }                                 -- encoded information types
id-att OBJECT IDENTIFIER ::= { id-mts 5 }                                 -- attributes
id-tok OBJECT IDENTIFIER ::= { id-mts 6 }                                 -- token types
id-sa OBJECT IDENTIFIER ::= { id-mts 7 }                                  -- secure agent types

-- Modules

id-mod-object-identifiers OBJECT IDENTIFIER ::= { id-mod 0 }              -- not definitive
id-mod-mts-abstract-service OBJECT IDENTIFIER ::= { id-mod 1 }            -- not definitive
id-mod-mta-abstract-service OBJECT IDENTIFIER ::= { id-mod 2 }            -- not definitive
id-mod-upper-bounds OBJECT IDENTIFIER ::= { id-mod 3 }                    -- not definitive

-- Object Types

id-ot-mts OBJECT IDENTIFIER ::= { id-ot 0 }
id-ot-mts-user OBJECT IDENTIFIER ::= { id-ot 1 }
id-ot-mta OBJECT IDENTIFIER ::= { id-ot 2 }
```

FIGURE A.1/X.411 (Part 1 of 2)

Abstract Syntax Definition of the MTS Object Identifiers

```
-- Port Types

id-pt-submission OBJECT IDENTIFIER  ::= { id-pt 0 }
id-pt-delivery OBJECT IDENTIFIER  ::= { id-pt 1 }
id-pt-administration OBJECT IDENTIFIER  ::= { id-pt 2 }
id-pt-transfer OBJECT IDENTIFIER  ::= { id-pt 3 }

-- Content Types

id-cont-undefined OBJECT IDENTIFIER ::= { id-cont 0 }
id-cont-inner-envelope OBJECT IDENTIFIER ::= { id-cont 1 }

-- Encoded Information Types

id-eit-undefined OBJECT IDENTIFIER ::= { id-eit 0 }

-- Value {id-eit 1} reserved for historic reasons

id-eit-ia5-text OBJECT IDENTIFIER ::= { id-eit 2 }
id-eit-g3-facsimile OBJECT IDENTIFIER ::= { id-eit 3 }
id-eit-g4-class-1 OBJECT IDENTIFIER ::= { id-eit 4 }
id-eit-teletex OBJECT IDENTIFIER ::= { id-eit 5 }
id-eit-videotex OBJECT IDENTIFIER ::= { id-eit 6 }
id-eit-voice OBJECT IDENTIFIER ::= { id-eit 7 }
id-eit-sfd OBJECT IDENTIFIER ::= { id-eit 8 }
id-eit-mixed-mode OBJECT IDENTIFIER ::= { id-eit 9 }

-- Attributes

id-att-physicalRendition-basic OBJECT IDENTIFIER ::= { id-att 0 }

-- Token Types

id-tok-asymmetricToken OBJECT IDENTIFIER ::= { id-tok 0 }

-- Secure Agent Types

id-sa-ua OBJECT IDENTIFIER ::= { id-sa 0 }
id-sa-ms OBJECT IDENTIFIER ::= { id-sa 1 }

END -- of MTSObjectIdentifiers
```

FIGURE A.1/X.411 (Part 2 of 2)

Abstract Syntax Definition of the MTS Object Identifiers

ANNEX B

(to Recommendation X.411)

Reference Definition of MTS Parameter Upper Bounds

This annex defines for reference purposes the upper bounds of various variable length data types whose abstract syntaxes are defined in the ASN.1 modules in the body of this Recommendation. The upper bounds are defined in Figure B-1/X.411.

```
MTSUpperBounds { joint-iso-ccitt mhs-motis(6) mts(3) modules(0) upper-bounds(3) }

DEFINITIONS IMPLICIT TAGS ::=

BEGIN

-- Prologue
-- Exports everything

IMPORTS -- nothing -- ;

-- Upper Bounds

ub-integer-options INTEGER ::= 256
ub-queue-size INTEGER ::= 2147483647                -- the largest integer in 32 bits
ub-content-length INTEGER ::= 2147483647                    -- the largest integer in 32 bits
ub-password-length INTEGER ::= 62
ub-bit-options INTEGER ::= 16
ub-content-types INTEGER ::= 1024
ub-tsap-id-length INTEGER ::= 16
ub-recipients INTEGER ::= 32767
ub-content-id-length INTEGER ::= 16
ub-x121-address-length INTEGER ::= 16
ub-mts-user-types INTEGER ::= 256
ub-reason-codes INTEGER ::= 32767
ub-diagnostic-codes INTEGER ::= 32767
ub-supplementary-info-length INTEGER ::= 256
ub-extension-types INTEGER ::= 256
ub-recipient-number-for-advice-length INTEGER ::= 32
ub-content-correlator-length INTEGER ::= 512
ub-redirections INTEGER ::= 512
ub-dl-expansions INTEGER ::= 512
ub-built-in-content-type INTEGER ::= 32767
ub-local-id-length INTEGER ::= 32
ub-mta-name-length INTEGER ::= 32
ub-country-name-numeric-length INTEGER ::= 3
ub-country-name-alpha-length INTEGER ::= 2
```

FIGURE B.1/X.411 (Part 1 of 2)

Abstract Syntax Definition of MTS Upper Bounds

ub-domain-name-length INTEGER ::= 16
ub-terminal-id-length INTEGER ::= 24
ub-organization-name-length INTEGER ::= 64
ub-numeric-user-id-length INTEGER ::= 32
ub-surname-length INTEGER ::= 40
ub-given-name-length INTEGER ::= 16
ub-initials-length INTEGER ::= 5
ub-generation-qualifier-length INTEGER ::= 3
ub-organizational-units INTEGER ::= 4
ub-organizational-unit-name-length INTEGER ::= 32
ub-domain-defined-attributes INTEGER ::= 4
ub-domain-defined-attribute-type-length INTEGER ::= 8
ub-domain-defined-attribute-value-length INTEGER ::= 128
ub-extension-attributes INTEGER ::= 256
ub-common-name-length INTEGER ::= 64
ub-pds-name-length INTEGER ::= 16
ub-postal-code-length INTEGER ::= 16
ub-pds-parameter-length INTEGER ::= 30
ub-pds-physical-address-lines INTEGER ::= 6
ub-unformatted-address-length INTEGER ::= 180
ub-e163-4-number-length INTEGER ::= 15
ub-e163-4-sub-address-length INTEGER ::= 40
ub-built-in-encoded-information-types INTEGER ::= 32
ub-teletex-private-use-length INTEGER ::= 128
ub-encoded-information-types INTEGER ::= 1024
ub-security-labels INTEGER ::= 256
ub-labels-and-redirections INTEGER ::= 256
ub-security-problems INTEGER ::= 256
ub-privacy-mark-length INTEGER ::= 128
ub-security-categories INTEGER ::= 64
ub-transfers INTEGER ::= 512
ub-bilateral-info INTEGER ::= 1024
ub-additional-info INTEGER ::= 1024

END *-- of MTSUpperBounds*

FIGURE B.1/X.411 (Part 2 of 2)

Abstract Syntax Definition of MTS Upper Bounds

ANNEX C

(to Recommendation X.411)

Differences between ISO/IEC and CCITT Versions

This annex identifies the technical differences between the ISO/IEC and CCITT versions of this Recommendation and ISO/IEC 10021-4.

They are:

1) this Recommendation, extension fields are identified by integers. ISO/IEC 10021-4 allows, in addition, the use of object identifiers for extensions within and/or between PRMDs.

2) this Recommendation, size constraints are applied to a number of protocol fields (see Annex B). In ISO/IEC 10021-4, the actual values of the constraints are not an integral part of the standard.

ANNEX D

(to Recommendation X.411)

INDEX

(This annex does not form an integral part of this Recommendation)

This annex indexes this Recommendation. It gives the number(s) of the pages on which each item in each of several categories is found.

This annex indexes items in the following categories:

a) Abbreviations;

b) Definitions of MTS parameters;

c) Terms;

d) Abstract operations;

e) Abstract operation errors;

f) Extension attributes;

g) Ports;

h) Procedures;

i) ASN.1 macros;

j) ASN.1 modules;

k) ASN.1 types;

l) ASN.1 values.

Definitions of MTS parameters

	Page
MTS	5
Probe-submission	27
Actual-recipient-name	43
Additional-information	107
Algorithm-identifier	65
Alternate-recipient-allowed	13
Arrival-time	105
asymmetric-token	63
built-in content-type	24
built-in-domain-defined-attributes	60
built-in-encoded-information-types	61
built-in-standard-attributes	60

Abbreviations

	Page
Certificate	62
certificates	63
certification-path	62
Content	25
Content-confidentiality-algorithm-identifier	21
content-confidentiality-key	20
Content-correlator	25
Content-identifier	25
content-integrity-algorithm-identifier	21
Content-integrity-check	21
content-integrity-key	20
Content-length	29
Content-return-request	19
Content-type	24
Conversion-with-loss-prohibited	16
Converted-encoded-information-types	39, 43
credentials	9, 11, 58
critical-for-delivery	67
critical-for-submission	67
critical-for-transfer	67
Deferred-delivery-time	16, 102
Deliverable-content-types	56
Deliverable-encoded-information-types	56
Deliverable-maximum-content-length	56
directory-name	60
Disclosure-of-other-recipients	15
DL-expansion-history	39
DL-expansion-prohibited	15
domain-defined-attributes	60
Encoded-information-types	61
encoded-information-types	61
encrypted-data	10, 11, 20, 99
Explicit-conversion	16, 103
extended content-type	24
extended-encoded-information-types	61
extension-domain-defined-attributes	60
extension-standard-attributes	60
external (content-type)	24
externally-defined encoded-information-type	61
Global-domain-identifier	60
Implicit-conversion-prohibited	15
improperly-specified-recipients	35
Initiator-name	9
initiator-bind-token	9
initiator-certificate	9
Initiator-credentials	9
Intended-recipient-name	38
Internal-trace-information	102, 107
Latest-delivery-time	17
Message-delivery-identifier	38
Message-delivery-time	38, 44
Message-identifier	102
message-origin-authentication-algorithm-identifier	22
Message-origin-authentication-check	22
Message-security-label	23
message-sequence-number	20
Message-submission-identifier	25, 31
Message-submission-time	26
Message-token	20
Messages-waiting	10, 11
MTA-name	60
MTS-identifier	59
New-credentials	58
Non-basic-parameters	61
Non-delivery-diagnostic-code	45
Non-delivery-reason-code	44
Notification-type	25
Old-credentials	58
OR-address	60
OR-name	60
Original-encoded-information-types	24
originally-intended-recipient-name	38
Originally-specified-recipient-number	102
Originating-MTA-certificate	26
Originating-MTA-report-request	103
Originator-name	13
Originator-and-DL-expansion-history	43
Originator-certificate	20
Originator-report-request	19
Originator-requested-alternate-recipient	15
Originator-return-address	19
Other-recipient-names	39
Password	65
password	9, 11, 58
Per-domain-bilateral-information	102
Permissible-content-types	51
Permissible-encoded-information-types	51
Permissible-lowest-priority	32, 51
Permissible-maximum-content-length	33, 51
Permissible-operations	32, 50
Permissible-security-context	33, 52
Physical-delivery-modes	18
Physical-delivery-report-request	19
Physical-forwarding-address	44
Physical-forwarding-address-request	17
Physical-forwarding-prohibited	17
Physical-rendition-attributes	18
Priority	15
privacy-mark	64
Probe-identifier	103
probe-origin-authentication-algorithm-identifier	29
Probe-origin-authentication-check	29
Probe-submission-identifier	29
Probe-submission-time	30

	Page
Proof-of-delivery	40
proof-of-delivery-algorithm-identifier	40
Proof-of-delivery-request	23
Proof-of-submission	26
proof-of-submission-algorithm-identifier	26
Proof-of-submission-request	23
random-number	10, 11, 99
Recipient-assigned-alternate-recipient	56
Recipient-certificate	40
Recipient-name	13
Recipient-number-for-advice	18
Recipient-reassignment-prohibited	13
Redirection-reason	38
Registered-mail-type	18
Report-delivery	41
Report-destination-name	105
Report-identifier	105
report-origin-authentication-algorithm-identifier	48
Report-origin-authentication-check	48
Reporting-DL-name	43
Reporting-MTA-certificate	48
Requested-delivery-method	17
responder-bind-token	11, 99
Responder-credentials	11
Responder-name	10
Responsibility	102
Restrict	32, 50
Returned-content	49
security-attributes	64
security-categories	64
security-classification	64
Security-context	10
Security-label	64
security-policy-identifier	64
security-problem	36, 54
Service-message	25
signed-data	10, 11, 20, 63, 99
Subject-identifier	105
Subject-intermediate-trace-information	105
subject-public-key	62
Supplementary-information	43
This-recipient-name	38
Time	60
Token	63
token-type-identifier	63
Trace-information	102, 107
Type-of-MTS-user	44
Unacceptable-security-context	12
unidentified (content-type)	24
User-address	55
User-name	55
User-security-labels	57
Waiting-content-types	34, 53
Waiting-encoded-information-types	34, 53
Waiting-messages	34, 52
Waiting-operations	33
Terms	
Criticality Mechanism	66
Extension Mechanism	66
Message Transfer System	5
Message-submission	13
MTS-bind	8
MTS-unbind	8, 11
Abstract operations	
Cancel-deferred-delivery	7, 30
Change-credentials	8, 57
Delivery-control	8, 49
Message-delivery	8, 36
Message-submission	7
Message-transfer	100
MTS-bind	7
MTS-unbind	7
Probe-submission	7
Probe-transfer	103
Register	8, 54
Report-delivery	8
Submission-control	8, 31
Waiting-operations	52
Abstract operation errors	
Control-violates-registration	53
Delivery-control-violated	53
New-credentials-unacceptable	59
Old-credentials-incorrectly-specified	59
Register-rejected	57, 59
Remote-bind-error	57
Security-error	53
Unsupported-critical-function	53
Extension attributes	
asymmetric-token	93
bind-token-signed-data	93
common-name	89
extended-network-address	91
extension-OR-address-components	90
extension-physical-delivery-address-components	90
local-postal-attributes	91
message-token-signed-data	93
pds-name	89
physical-delivery-country-name	89
physical-delivery-office-name	90

	Page
physical-delivery-office-number	90
physical-delivery-organization-name	90
physical-delivery-personal-name	90
post-office-box-address	90
postal-code	89
poste-restante-address	90
street-address	90
teletex-common-name	89
teletex-domain-defined-attributes	91
teletex-organization-name	89
teletex-personal-name	89
terminal-type	91
unformatted-postal-address	90
unique-postal-name	91
Ports	
administration-port	6
delivery-port	6
submission-port	6
Procedures	
Cancel-deferred-delivery Procedure	145
Control Procedure	123, 138
Conversion-decision Procedure	128
Conversion-procedure	133
Deferred Delivery Procedure	119
Delivery-control Procedure	150
Distribution-list-expansion Procedure	134
Front-end Procedure	124
Message-delivery Procedure	147
Message-in Procedure	155
Message-out Procedure	156
Message-submission Procedure	143
MTA initiated Change-credentials Procedure	153
MTA initiated MTS-bind Procedure	142
MTA initiated MTS-unbind Procedure	142
MTA-bind-in Procedure	153
MTA-bind-out Procedure	154
MTA-unbind-in Procedure	154
MTA-unbind-out Procedure	154
MTS-user initiated Change-credentials Procedure	152
MTS-user initiated MTS-bind Procedure	141
MTS-user initiated MTS-unbind Procedure	141
Probe-delivery-test Procedure	149
Probe-in Procedure	155
Probe-out Procedure	157
Redirection Procedure	131
Register Procedure	151
Report-delivery Procedure	149
Report-front-end Procedure	138
Report-generation Procedure	138
Report-in Procedure	156
Report-out Procedure	158
Report-routing Procedure	139
Routing-and-conversion-decision Procedure	126
Routing-decision Procedure	127
Splitter Procedure	132
Submission-control Procedure	146
ASN.1 macros	
ABSTRACT-BIND see Rec. X.407:	69
ABSTRACT-ERROR see Rec. X.407:	69
ABSTRACT-OPERATION see Rec. X.407	69
ABSTRACT-UNBIND see Rec. X.407	69
ALGORITHM see Rec. X.509 (1988):	69
ENCRYPTED see Rec. X.509 (1988):	69
EXTENSION	81
EXTENSION-ATTRIBUTE	88
EXTENSIONS MACRO	81
OBJECT see Rec. X.407	69
PORT - see Rec. X.407:	69
REFINE- see X.407:	110
SIGNATURE see Rec. 509 (1988):	69
SIGNED see Rec.X.509 (1988)	69
ASN.1 modules	
MTAAbstractService	110
MTSAbstractService	69
MTSObjectIdentifiers	159
MTSUpperBounds	161
ASN.1 types	
ActualRecipientName	79, 115
AdditionalActions	116
AdditionalInformation	115
AdministrationDomainName	88
AlgorithmIdentifier see Rec. X.509 (1988):	69
ArrivalTime	116
AsymmetricToken	93
BindTokenSignedData	93
BuiltInContentType	78
BuiltInEncodedInformationTypes	92
BuiltInStandardAttributes	87
CancelDeferredDelivery	72
Certificates see Rec. 509 (1988):	69
ChangeCredentials	74
CommonName	89
Content	87
ContentConfidentialityAlgorithmIdentifier	84
ContentCorrelator	84
ContentIdentifier	78
ContentIntegrityAlgorithmIdentifier	84
ContentIntegrityCheck	84

	Page
ContentLength	79
ContentType	78
Controls	74
ControlViolatesRegistration	73
ConversionWithLossProhibited	82
ConvertedEncodedInformationTypes	79
CountryName	88
Credentials	75
Criticality	81
DefaultDeliveryControls	75
DeferredDeliveryCancellationRejected	72
DeferredDeliveryTime	79
DeferredTime	116
DeliveredContentType	78
DeliveredOriginatorName	78
DeliveryControl	73
DeliveryControls	74
DeliveryControlViolated	73
DeliveryFlags	79
DeliveryQueue	71
DeliveryReport	78
DLExpansion	85
DLExpansionHistory	85
DLExpansionProhibited	82
DomainSuppliedInformation	116
ElementOfServiceNotSubscribed	72
EncodedInformationTypes	92
ExplicitConversion	79
ExtendedContentType	78
ExtendedEncodedInformationType	92
ExtendedEncodedInformationTypes	92
ExtendedNetworkAddress	91
ExtensionattributesensionPhysicalDelivery AddressComponents	90
ExtensionAttribute	88
ExtensionAttributes	88
ExtensionField	81
ExtensionORAddressComponents	90
ExtensionType	81
G3FacsimileNonBasicParameters	92
G4Class1AndMixedModeNonBasicParameters	92
GlobalDomainIdentifier	87
InconsistentRequest	72
InitiatorCredentials	71
IntendedRecipientName	85
InternalAdditionalActions	115
InternalTraceInformation	115
InternalTraceInformationElement	115
LabelAndRedirection	75
LastTraceInformation	115
LatestDeliveryTime	82
LocalIdentifier	87
LocalPostalAttributes	91
Message	111
MessageDelivery	73
MessageDeliveryEnvelope	76
MessageDeliveryIdentifier	79
MessageDeliveryTime	79
MessageIdentifier	114
MessageOriginAuthenticationAlgorithm Identifier	84
MessageOriginAuthenticationCheck	84
MessageOrProbeIdentifier	115
MessageSecurityLabel	84
MessageSubmission	71
MessageSubmissionEnvelope	75
MessageSubmissionIdentifier	72
MessageSubmissionIdentifierInvalid	72
MessageSubmissionTime	72
MessagesWaiting	70
MessageToken	84
MessageTokenSignedData	93
MessageTransfer	111
MessageTransferEnvelope	112
MTABind	111
MTAName	87
MTASuppliedInformation	115
MTAUnbind	111
MTSBind	70
MTSIdentifier	87
MTSRefinement	110
MTSUnbind	70
Name see Rec. 502 (1988):	69
NetworkAddress	88
NewCredentialsUnacceptable	74
NonBasicParameters	92
NonDeliveryDiagnosticCode	80
NonDeliveryReasonCode	80
NonDeliveryReport	78
NumericUserIdentifier	88
ObjectName	70
OldCredentialsIncorrectlySpecified	74
Operations	73
ORAddress	87
ORAddressAndOptionalDirectoryName	87
ORAddressAndOrDirectoryName	87
OrganizationalUnitName	88
OrganizationalUnitNames	88
OrganizationName	88
OriginalEncodedInformationTypes	78
OriginallyIntendedRecipientName	79, 115
OriginatingMTACertificate	86
OriginatorAndDLExpansion	86
OriginatorAndDLExpansionHistory	85
OriginatorCertificate	83
OriginatorInvalid	72

	Page
OriginatorName	78, 114
OriginatorReportRequest	79
OriginatorRequestedAlternateRecipient	81, 115
OriginatorReturnAddress	83
ORName	87
OtherActions	116
OtherMessageDeliveryFields	77
OtherRecipientName	79
OtherRecipientNames	79
Password	71
PDSName	89
PDSParameter	91
PerMessageIndicators	78
PerMessageSubmissionExtensions	75
PerMessageSubmissionFields	75
PerMessageTransferFields	112
PerProbeSubmissionFields	76
PerProbeTransferFields	113
PerRecipientIndicators	114
PerRecipientMessageSubmissionExtensions	76
PerRecipientMessageSubmissionFields	76
PerRecipientMessageTransferFields	112
PerRecipientNonDeliveryReportFields	86
PerRecipientProbeSubmissionFields	76
PerRecipientProbeTransferFields	113
PerRecipientReportDeliveryFields	77
PerRecipientReportFields	86
PerRecipientReportTransferFields	114
PerReportDeliveryFields	77
PerReportTransferFields	114
PersonalName	88
PhysicalDeliveryCountryName	89
PhysicalDeliveryModes	83
PhysicalDeliveryOfficeName	90
PhysicalDeliveryOfficeNumber	90
PhysicalDeliveryOrganizationName	90
PhysicalDeliveryPersonalName	90
PhysicalDeliveryReportRequest	83
PhysicalForwardingAddress	85
PhysicalForwardingAddressRequest	82
PhysicalForwardingProhibited	82
PhysicalRenditionAttributes	83
PostalCode	89
PosteRestanteAddress	90
PostOfficeBoxAddress	90
PresentationAddress see Rec. X.521:	69
PresentationCapabilities	92
Priority	79
PrivateDomainIdentifier	87
PrivateDomainName	88
Probe	111
ProbeIdentifier	115
ProbeOriginAuthenticationAlgorithmIdentifier	85
ProbeOriginAuthenticationCheck	85
ProbeSubmission	71
ProbeSubmissionEnvelope	76
ProbeSubmissionIdentifier	72
ProbeSubmissionTime	72
ProbeTransfer	111
ProbeTransferEnvelope	113
ProofOfDelivery	74
ProofOfDeliveryAlgorithmIdentifier	74
ProofOfDeliveryRequest	84
ProofOfSubmission	86
ProofOfSubmissionAlgorithmIdentifier	86
ProofOfSubmissionRequest	84
PSAPAddress	75
RandomNumber	93
RecipientAssignedAlternateRecipient	75
RecipientCertificate	74
RecipientImproperlySpecified	72
RecipientName	78, 114
RecipientNumberForAdvice	83
RecipientReassignmentProhibited	81
Redirection	85
RedirectionHistory	85
RedirectionReason	85
Register	74
RegisteredMailType	83
RegisterRejected	74
RemoteBindError	72
Report	111
ReportDelivery	73
ReportDeliveryEnvelope	77
ReportDestinationName	115
ReportIdentifier	115
ReportingDLName	86
ReportingMTACertificate	86
ReportOriginAuthenticationAlgorithmIdentifier	86
ReportOriginAuthenticationCheck	86
ReportTransfer	111
ReportTransferContent	113
ReportTransferEnvelope	113
ReportType	78
RequestedDeliveryMethod	82
ResponderCredentials	71
RoutingAction	116
SecurityContext	71
SecurityError	72
SecurityProblem	72
StreetAddress	90
StrongCredentials	71
SubjectIdentifier	115
SubjectIntermediateTraceInformation	115

	Page
SubjectSubmissionIdentifier	79
SubmissionControl	72
SubmissionControls	73
SubmissionControlViolated	72
SupplementaryInformation	80
TeletexCommonName	89
TeletexDomainDefinedAttribute	91
TeletexDomainDefinedAttributes	91
TeletexNonBasicParameters	92
TeletexOrganizationalUnitName	89
TeletexOrganizationalUnitNames	89
TeletexOrganizationName	89
TeletexPersonalName	89
TerminalIdentifier	88
TerminalType	91
ThisRecipientName	79
Time	87
Token	93
TOKEN-DATA	93
TokenData	93
TraceInformation	116
TraceInformationElement	116
TypeOfMTSUser	79
UnformattedPostalAddress	90
UniquePostalName	91
UnsupportedCriticalFunction	72
UserAddress	75
UserName	75
UserSecurityLabel	75
Waiting	73
WaitingMessages	73
X121Address	88

ASN.1 values

administration	70
alphabetic-character-loss	46
alphabetic-character-loss (NonDeliveryDiagnosticCode)	80
alternate-recipient-allowed	78
ambiguous-OR-name (NonDeliveryDiagnosticCode)	45, 80
any-delivery-method (RequestedDeliveryMethod)	82
authentication-error (Bind-Error)	111
bit-5	78
bit-6	78
bureau-fax-delivery	83
busy (Bind-Error)	111
content-confidentiality-algorithm-identifier	84
content-correlator	84
content-integrity-check	84
content-return-request	78
content-syntax-error (NonDeliveryDiagnosticCode)	45, 80
content-too-long (NonDeliveryDiagnosticCode)	45, 80
content-type-not-supported (NonDeliveryDiagnosticCode)	45, 80
conversion-impractical (NonDeliveryDiagnosticCode)	45
conversion-not-performed (NonDeliveryReasonCode)	44, 80
conversion-with-loss-prohibited	82
conversion-with-loss-prohibited (NonDeliveryDiagnosticCode)	46, 80
counter-collection	83
counter-collection-with-telephone-advice	83
counter-collection-with-teletex-advice	83
counter-collection-with-telex-advice	83
deferred-delivery-not-performed (NonDeliveryReasonCode)	45, 80
delivery	70
directory-operation-unsuccessful (NonDeliveryReasonCode)	45, 80
disclosure-of-other-recipients	78
dl (TypeOfMTSUser)	79
dl-expansion-allowed	82
dl-expansion-failure (NonDeliveryDiagnosticCode)	80
dl-expansion-history	85
dl-expansion-prohibited	81, 82
dl-expansion-prohibited (NonDeliveryDiagnosticCode)	80
e163-4-address	91
encoded-information-types-unsupported (NonDeliveryDiagnosticCode)	45, 80
encrypted-data	98
expansion-failure (NonDeliveryDiagnosticCode)	46
expansion-prohibited (NonDeliveryDiagnosticCode)	46
express-mail	83
forwarding-request see Rec. X.413:	69
g3-facsimile (EncodedInformationTypes)	92
g3-facsimile-delivery (RequestedDeliveryMethod)	82
g4-class-1 (EncodedInformationTypes)	92
g4-facsimile-delivery (RequestedDeliveryMethod)	82
generation-qualifier	88, 89
given-name	88, 89
ia5-terminal-delivery (RequestedDeliveryMethod)	82
ia5-text (EncodedInformationTypes)	92
id-att	159
id-att-physicalRendition-basic	160

	Page
id-cont	159
id-cont-inner-envelope	160
id-cont-undefined	160
id-eit	159
id-eit-g3-facsimile	160
id-eit-g4-class-1	160
id-eit-ia5-text	160
id-eit-mixed-mode	160
id-eit-teletex	160
id-eit-undefined	160
id-eit-videotex	160
id-eit-voice	160
id-mod	159
id-mod-mta-abstract-service	159
id-mod-mts-abstract-service	159
id-mod-object-identifiers	159
id-mod-upper-bounds	159
id-mts	159
id-ot-mta	159
id-ot-mts	159
id-ot-mts-user	159
id-pt	159
id-pt-administration	160
id-pt-delivery	160
id-pt-submission	160
id-pt-transfer	160
id-sa-ms	160
id-tok	159
id-tok-asymmetricToken	160
implicit-conversion-not-subscribed (NonDeliveryDiagnosticCode)	45, 80
implicit-conversion-prohibited	45, 78, 79
implicit-conversion-prohibited (NonDeliveryDiagnosticCode)	80
initials	88, 89
initiator-certificate	98
internal-trace-information	115
invalid-arguments (NonDeliveryDiagnosticCode)	45, 80
latest-delivery-time	82
line-too-long (NonDeliveryDiagnosticCode)	46, 80
loop-detected (NonDeliveryDiagnosticCode)	45, 80
maximum-time-expired (NonDeliveryDiagnosticCode)	45, 80
message-origin-authentication-check	84
message-security-label	84
message-token	83
mhs-delivery (RequestedDeliveryMethod)	82
mixed-mode	92
ms (TypeOfMTSUser)	79
mTA	111
mTS	70
MTS-congestion (NonDeliveryDiagnosticCode)	45
mts-congestion (NonDeliveryDiagnosticCode)	80
mTSUser	70
multiple-information-loss	46
multiple-information-loss (NonDeliveryDiagnosticCode)	80
no-bilateral-agreement (NonDeliveryDiagnosticCode)	46, 80
no-dl-submit-permission(NonDeliveryDiagnosticCode)	80
no-submit-permission (NonDeliveryDiagnosticCode)	46
non-urgent (Priority)	79
normal (Priority)	79
ordinary-mail	83
originating-MTA-certificate	86
originating-MTA-non-delivery-report	114
originating-MTA-report	114
originator-and-DL-expansion-history	85
originator-certificate	83
originator-non-delivery-report	114
originator-report	114
originator-requested-alternate-recipient	81, 115
originator-return-address	83
other (TypeOfMTSUser)	79
page-split (NonDeliveryDiagnosticCode)	46, 80
password	98
pdau (TypeOfMTSUser)	79
physical-delivery (RequestedDeliveryMethod)	82
physical-delivery-modes	82
physical-delivery-not-performed (NonDeliveryReasonCode)	44, 80
physical-delivery-report-request	83
physical-forwarding-address	85
physical-forwarding-address-request	82
physical-forwarding-prohibited	82
physical-recipient (TypeOfMTSUser)	79
physical-rendition-attributes	83
physical-rendition-attributes-not-supported (NonDeliveryDiagnosticCode)	46, 80
physical-rendition-not-performed	44
physical-rendition-not-performed (NonDeliveryReasonCode)	80
pictorial-symbol-loss (NonDeliveryDiagnosticCode)	46, 80
private (TypeOfMTSUser)	79
probe-origin-authentication-check	85
proof-of-delivery	85
proof-of-delivery-request	84
proof-of-submission	86
proof-of-submission-request	84
protocol-violation (NonDeliveryDiagnosticCode)	45, 80
psap-address	91

	Page
public (TypeOfMTSUser)	79
punctuation-symbol-loss (NonDeliveryDiagnosticCode)	46, 80
random-number	98
recipient-certificate	85
recipient-number-for-advice	83
recipient-reassignment-prohibited	81
recipient-reassignment-prohibited (NonDeliveryDiagnosticCode)	46, 80
recipient-unavailable (NonDeliveryDiagnosticCode)	45, 80
redirection-history	85
redirection-loop-detected (NonDeliveryDiagnosticCode)	46, 80
registered-mail-type	83
report-origin-authentication-check	86
reporting-DL-name	86
reporting-MTA-certificate	86
requested-delivery-method	82
responsibility	114
restricted-delivery (NonDeliveryReasonCode)	44, 80
return-of-notification-by-MHS	83
return-of-notification-by-MHS-and-PDS	83
return-of-notification-by-PDS	83
return-of-undeliverable-mail-by-PDS	83
secure-messaging-error (NonDeliveryDiagnosticCode)	47, 80
service-message	78
sfd (EncodedInformationTypes)	92
signed-data	98
size-constraint-violation (NonDeliveryDiagnosticCode)	45, 80
special-delivery	83
standard-extension	81
submission	70
surname	88, 89
telephone-delivery (RequestedDeliveryMethod)	82
teletex (EncodedInformationTypes)	92
teletex-delivery (RequestedDeliveryMethod)	82
telex-delivery (RequestedDeliveryMethod)	82
too-many-recipients (NonDeliveryDiagnosticCode)	46, 80
transfer	111
transfer-attempts-limit-reached (NonDeliveryDiagnosticCode)	47, 80
transfer-failure (NonDeliveryReasonCode)	44, 80
ub-additional-info	162
ub-bilateral-info	162
ub-bit-options	161
ub-built-in-content-type	161
ub-built-in-encoded-information-types	162
ub-common-name-length	162
ub-content-correlator-length	161
ub-content-id-length	161
ub-content-length	161
ub-content-types	161
ub-country-name-alpha-length	161
ub-country-name-numeric-length	161
ub-diagnostic-codes	161
ub-dl-expansions	161
ub-domain-defined-attribute-type-length	162
ub-domain-defined-attribute-value-length	162
ub-domain-defined-attributes	162
ub-domain-name-length	162
ub-e163-4-number-length	162
ub-e163-4-sub-address-length	162
ub-encoded-information-types	162
ub-extension-attributes	162
ub-extension-types	161
ub-generation-qualifier-length	162
ub-given-name-length	162
ub-initials-length	162
ub-integer-options	161
ub-labels-and-redirections	162
ub-local-id-length	161
ub-mta-name-length	161
ub-mts-user-types	161
ub-numeric-user-id-length	162
ub-organization-name-length	162
ub-organizational-unit-name-length	162
ub-organizational-units	162
ub-password-length	161
ub-pds-name-length	162
ub-pds-parameter-length	162
ub-pds-physical-address-lines	162
ub-postal-code-length	162
ub-privacy-mark-length	162
ub-queue-size	161
ub-reason-codes	161
ub-recipient-number-for-advice-length	161
ub-recipients	161
ub-redirections	161
ub-security-categories	162
ub-security-labels	162
ub-security-problems	162
ub-supplementary-info-length	161
ub-surname-length	162
ub-teletex-private-use-length	162
ub-terminal-id-length	162
ub-transfers	162
ub-tsap-id-length	161
ub-unformatted-address-length	162
ub-x121-address-length	161

	Page
unable-to-complete-transfer (NonDeliveryDiagnosticCode)	47, 80
unable-to-downgrade (NonDeliveryDiagnosticCode)	47, 80
unable-to-transfer (NonDeliveryReasonCode)	44, 80
unacceptable-dialogue-mode (Bind-Error)	111
unacceptable-security-context (Bind-Error)	111
undefined (EncodedInformationTypes)	92
undeliverable-mail-new-address-unknown (NonDeliveryDiagnosticCode)	47, 80
undeliverable-mail-organization-expired (NonDeliveryDiagnosticCode)	47, 80
undeliverable-mail-originator-prohibited-forwarding (NonDeliveryDiagnosticCode)	47, 80
undeliverable-mail-physical-delivery-address-incomplete (NonDeliveryDiagnosticCode)	47, 80
undeliverable-mail-physical-delivery-address-incorrect (NonDeliveryDiagnosticCode)	46, 80
undeliverable-mail-physical-delivery-office-incorrect-or-invalid (NonDeliveryDiagnosticCode)	46, 80
undeliverable-mail-recipient-changed-address-permanently (NonDeliveryDiagnosticCode)	47, 80
undeliverable-mail-recipient-changed-address-temporarily (NonDeliveryDiagnosticCode)	47, 80
undeliverable-mail-recipient-changed-temporary-address (NonDeliveryDiagnosticCode)	47, 80
undeliverable-mail-recipient-deceased (NonDeliveryDiagnosticCode)	47, 80
undeliverable-mail-recipient-did-not-claim (NonDeliveryDiagnosticCode)	47, 80
undeliverable-mail-recipient-did-not-want-forwarding (NonDeliveryDiagnosticCode)	47, 80
undeliverable-mail-recipient-refused-to-accept (NonDeliveryDiagnosticCode)	47, 80
undeliverable-mail-recipient-unknown (NonDeliveryDiagnosticCode)	47, 80
unrecognised-OR-name (NonDeliveryDiagnosticCode)	80
unrecognized-OR-name (NonDeliveryDiagnosticCode)	45
unsupported-critical-function (NonDeliveryDiagnosticCode)	46, 80
urgent (Priority)	79
vaid-sa-ua	160
videotex (EncodedInformationTypes)	92
videotex-delivery (RequestedDeliveryMethod)	82
voice (EncodedInformationTypes)	92

ANNEX E

(to Recommendation X.411)

Alphabetical list of abbreviations used in this Recommendation

A/SYS	Access system
AC	Application context
ACSE	Association control service element
ADMD	Administration management domain
AE	Application-entity
APDU	Application protocol data unit
AS/SYS	Access and storage system
ASE	Application service element
ASN.1	Abstract Syntax Notation One
AST/SYS	Access, storage and transfer system
AT/SYS	Access and transfer system

AU	Access unit
BER	Basic encoding rules
C	Conditional
CDS	Command document start
COMPUSEC	Computer security
D	Defaultable
DCS	Digital command signal
DL	Distribution list
DSA	Directory system agent
EIT	Encoded information type
FIF	Facsimile information field
IA5	International Alphabet No. 5
M	Mandatory
MASE	Message administration service element
MD	Management domain
MDSE	Message delivery service element
MHE	Message handling environment
MHS	Message handling system
MRSE	Message retrieval service element
MS	Message store
MSSE	Message submission service element
MTA	Message transfer agent
MTS	Message transfer system
MTSE	Message transfer service element
O	Optional
O/R	Originator/recipient
OSI	Open systems interconnection
P1	Protocol 1
P3	Protocol 3
P7	Protocol 7
PDAU	Physical delivery access unit
PDS	Physical delivery system
PRMD	Private management domain
RO	Remote operation
ROSE	Remote operation service element
RT	Reliable transfer
RTSE	Reliable transfer service element
S/SYS	Storage system

ST/SYS	Storage and transfer system
T/SYS	Transfer system
UA	User agent
UE	User element